



ENTEX[®] COLOR GUIDE

APPEARANCE AND DURABILITY FOR A LIFETIME

ENTEX® Colors



IRON GRAY




DEEP OCEAN



CHARCOAL GRAY



CLASSIC BLUE



DRIFTWOOD GRAY




GLACIER WHITE



HARTFORD GREEN




ROYAL BROWN



RUSTIC BROWN



SAGE




TIMBER




WICKERTONE




WILLOW



CLASSIC RED



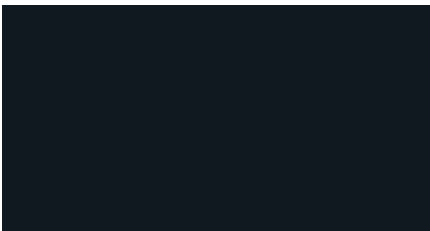
ALMOND CREAM



ANTIQUÉ PARCHMENT



CEDARWOOD



BLACK




CANYON




CLAYTONE



DESERT TONE




COLONIAL WHITE




MAHOGANY




SANDTONE




STATUARY BRONZE



T-TONE



SAND BEIGE



POLAR WHITE
ENAMEL

NOTE: For ENTEx® siding colors, please refer to the siding brochure. All colors shown are as accurate as possible. Please refer to actual color chip samples before making your final color selection.

ABOUT EDCO

Since 1946, EDCO Products has made an unrelenting commitment to providing our customers with highly innovative products that deliver industry-leading quality. EDCO's maintenance-free products are supported by a team that will stop at nothing to ensure complete satisfaction with your EDCO experience. Proudly manufactured in the U.S.A., EDCO's products are backed with a lifetime, non-prorated warranty that includes hail and fade protection. Today, the company is a full-line manufacturer of exterior building products including roofing, siding, soffit, fascia, trim and rainware. Peace of mind has never looked this good.



8700 Excelsior Boulevard
Hopkins, MN 55343



800.593.2680
edcoproducts.com