

2025 EDCO PRODUCTS PRODUCT GUIDE

Siding | Roofing | Rainware | Soffit | Fascia | Trim



GENERAL TERMS AND CONDITIONS



I. SPECIAL ORDERS A "Special Order" is defined as a product not stocked by EDCO or any product that is custom-made by EDCO to the customer's specifications. These orders are non-returnable, and all sales are final. The customer's signature is required on the order confirmation, and will not be made or ordered until EDCO has received the signed confirmation. Product must be picked up (or delivered) within 30 days of the order being ready at EDCO. Failure to do so will result in a 5% storage fee for every month the product remains in our facility.

II. DELIVERY - F.O.B. HOPKINS, MN.

Upon due tender of goods all risk or damage and incidents of ownership pass to the Purchaser but EDCO retains a security interest in the goods until purchase price is paid. Weights shown are approximate.

III. TAXES

Prices do not include any state or local sales, use, operational or license taxes or any tax imposed on the use or sale of the material involved.

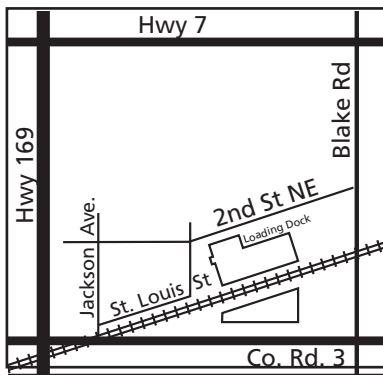
IV. RETURNS

All sales are final. Returned goods will not be accepted without first providing a list of material(s) as well as one of the following: (1) Original invoice, (2) Original order number, (3) Original purchase order number. Once this information has been received, and the requested material return is within the policy outlined below, EDCO will issue a Return Material Authorization (RMA) form. After the material(s) have been returned, they will be inspected for count accuracy and integrity. If materials or packaging are deemed unsalable, or they were not included on the material list provided, Edco Products, Inc. reserves the right to dispose of this material.

V. OFFERING

EDCO price lists do not constitute an offer to sell and all orders are subject to final acceptance by the Treasurer of EDCO Products, Incorporated.

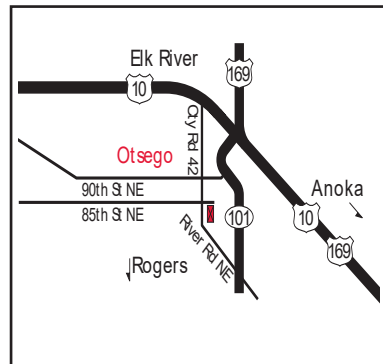
Hopkins Sales Office:



800 Second Street NE
Hopkins, MN 55343

952.945.2680 Phone
952.479.9012 Fax
800.593.2680 Toll-Free

Otsego Sales Office:



15851 85th Street NE
Otsego, MN 55330

763.241.4131 Phone
952.479.3881 Fax
866.270.4131 Toll-Free

Eagan Sales Office:



2975 Lone Oak Drive, STE 120
Eagan, MN 55121

651.460.6680 Phone
952.479.3881 Fax
866.301.4354 Toll-Free

TABLE OF CONTENTS

PERSPECTIVES	2
STEEL SIDING & SOFFIT	2
STEEL ACCESSORIES	3
ENDURA	4
STEEL SIDING	4
SIDING ACCESSORIES	5
TRIM COIL	8
CASING, SILLS, & OTHER TRIMS	9
PAINT	11
NAILS, STAPLES, & FASTENERS	12
ADHESIVES & SEALANTS	14
SEALANT CROSS-REFERENCE GUIDE	15
INSULATION & HOUSEWRAPS	16
MOUNTING BLOCKS & VENTS	18
MID-AMERICA CROSS-REFERENCE GUIDE	19
SHUTTERS	20
VINYL WALL VENTS & LOUVERS	21
SIDING ACCESSORIES	21
LOUVERS & TRIM	22
STAPLES & TOOLS	23
SIDING CHECKLIST	24
ARROWLINE	26
STEEL SLATE ROOFING	26
STEEL SHAKE ROOFING	27
ROOFING ACCESSORIES	28
SCREWS, NAILS & TOOLS	35
ROOFING ESTIMATION GUIDE	36
RAINWARE	37
STEEL	37
ALUMINUM	38
RAINWARE ACCESSORIES	39
GUTTER COIL	44
SCREWS/NAILS	45
ADHESIVES/SEALANTS	46
ACCESSORIES	47
SOFFIT	49
ACCESSORIES	50
FASCIA	52
STEEL	52
ALUMINUM, SMOOTH	53
ALUMINUM, WOODGRAIN	54
ACCESSORIES	55
SPECIFICATIONS	56

PERSPECTIVES

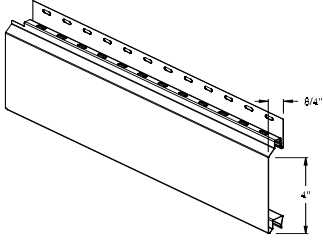
STEEL SIDING & SOFFIT



PRODUCT CODE

SHIPLAP SL4

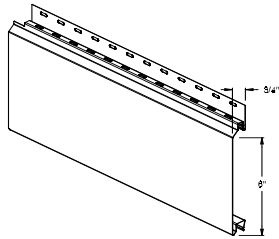
1041-___



Length: 12'
 Thickness: 26 Ga.
 Pieces/Ctn: 12
 lbs/Ctn: 86
 Sq.Ft/Ctn: 48
 Ctns/Skid: 42
 lbs/Skid: 3,612

SHIPLAP SL6

1043-___



Length: 12'
 Thickness: 26 Ga.
 Pieces/Ctn: 8
 lbs/Ctn: 70
 Sq.Ft/Ctn: 48
 Ctns/Skid: 40
 lbs/Skid: 2,808

	Product Code	1041	1043	
	Custom Color	●	●	
REALGRAIN®	Hickory (1898)	●	●	
	Walnut (1897)	●	●	
	Washed Maple (1899)	●	●	
ENTEX®	Deep Ocean (724)	●	●	
	Glacier White (714)	●	●	
	Iron Gray (719)	●	●	
	Sandtone (712)	●	●	

* All Perspectives Steel profiles are 48 sq.ft per carton.

PERSPECTIVES

STEEL ACCESSORIES

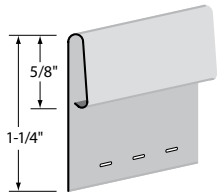


7/8" J-CHANNEL PRODUCT CODE **1059-__**



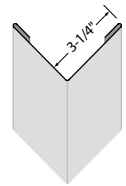
Length: 12'
 Thickness: 28 Ga.
 Pieces/Ctn: 25
 lbs/Ctn: 57
 Ctns/Skid: 56
 lbs/Skid: 3,192

STARTER/UNDERSILL TRIM PRODUCT CODE **1062-__**



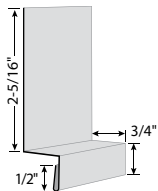
Length: 12'
 Thickness: 28 Ga.
 Pieces/Ctn: 25
 lbs/Ctn: 37

SNAP-ON CORNER PRODUCT CODE **1068-__**



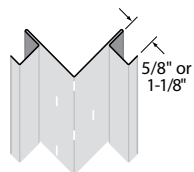
Length: 12'
 Thickness: 28 Ga.
 Pieces/Ctn: 10
 lbs/Ctn: 57

Z-FLASHING PRODUCT CODE **1071-__**



Length: 10'
 Thickness: 28 Ga.
 Pieces/Ctn: 25
 lbs/Ctn: 61

CORNER BASE PRODUCT CODE **5/8" 1069-000**



1-1/8" 1070-000
 Length: 12'
 Thickness: 28 Ga.
 Pieces/Ctn: 10
 lbs/Ctn: 51
 Ctns/Skid: 49
 lbs/Skid: 2,499

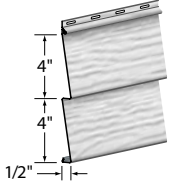
Product Code	1059	1062	1068	1069, 1070	1071
Custom Color	●	●	●		●
No Color (000)		●		●	
REALGRAIN® Hickory (1898)	●	●	●		●
Walnut (1897)	●	●	●		●
Washed Maple (1899)	●	●	●		●
ENTEX® Deep Ocean (724)	●	●	●		●
Glacier White (714)	●	●	●		●
Iron Gray (719)	●	●	●		●
Sandtone (712)	●	●	●		●

ENDURA

STEEL SIDING

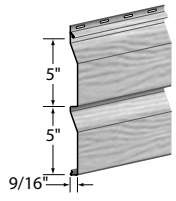


DOUBLE 4" **PRODUCT CODE**
1056-___



Length: 12'6"
Thickness: 28 Ga.
Pieces/Ctn: 12
lbs/Ctn: 96
Ctns/Skid: 40
lbs/Skid: 3,840

DOUBLE 5" DUTCHLAP **PRODUCT CODE**
1049-___



Length: 12'
Thickness: 28 Ga.
Pieces/Ctn: 10
lbs/Ctn: 94
Ctns/Skid: 40
lbs/Skid: 3,760

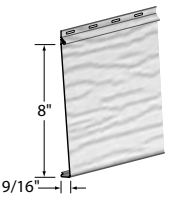
SINGLE 6" **PRODUCT CODE**
1045-___



Length: 12'6"
Thickness: 28 Ga.
Pieces/Ctn: 16
lbs/Ctn: 96
Ctns/Skid: 40
lbs/Skid: 3,840

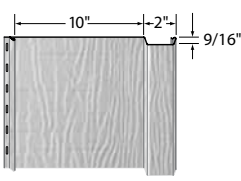
6"x16'8" available by special order.

SINGLE 8" **PRODUCT CODE**
1051-___



Length: 12'6"
Thickness: 28 Ga.
Pieces/Ctn: 12
lbs/Ctn: 97
Ctns/Skid: 40
lbs/Skid: 3,880

VERTICAL 12" BOARD & BATTEN **PRODUCT CODE**
10' 1052-___



Pieces/Ctn: 10

12'6" 1058-___

Pieces/Ctn: 8

Thickness: 28 Ga.
lbs/Ctn: 91
Ctns/Skid: 30
lbs/Skid: 2,730

Product Code	1045	1049	1051	1052, 1058	1056
Custom Color	●	●	●	●	●
ENTEX®					
Canyon (786)	●	●	●	●	●
Cedarwood (735)	●	●	●	●	●
Charcoal Gray (728)	●	●	●	●	●
Classic Blue (707)	●	●	●	●	●
Classic Red (727)	●	●	●	●	●
Claytone (709)	●	●	●	●	●
Colonial White (720)	●	●	●	●	●
Deep Ocean (724)	●	●	●	●	●
Desert Tone (718)	●	●	●	●	●
Driftwood Gray (726)	●	●	●	●	●
Glacier White (714)	●	●	●	●	●
Iron Gray (719)	●	●	●	●	●
Mahogany (785)	●	●	●	●	●
Midnight* (1111)	●	●	●	●	●
Rustic Brown (722)	●	●	●	●	●
Sage (790)	●	●	●	●	●
Sand Beige (721)	●	●	●	●	●
Sandtone (712)	●	●	●	●	●
Timber (736)	●	●	●	●	●
T-Tone (708)	●	●	●	●	●
Wickertone (717)	●	●	●	●	●
Willow (792)	●	●	●	●	●
PRISM					
Bordeaux (842)	●			●	
Guinness (846)	●			●	
Onyx (843)	●			●	
Sapphire (844)	●			●	
Sedona (845)	●			●	
Tuscan (841)	●			●	
HD					
Canyon HD (886)	●	●	●	●	●
Cedarwood HD (835)	●	●	●	●	●
Mahogany HD (885)	●		●	●	●

*Midnight is SMP (ENTEX® without the texture).

*All ENDURA Steel Siding Profiles include 100 sq.ft per carton.

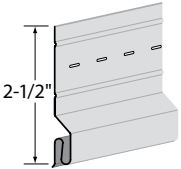
ENDURA

STEEL SIDING ACCESSORIES



PRODUCT CODE
1063-000


STARTER STRIP



Length: 10'
Thickness: 28 Ga.
Pieces/Ctn: 20
lbs/Ctn: 42
Ctns/Skid: 72
lbs/Skid: 3,024

PRODUCT CODE
1061-____


5/8" J-CHANNEL



Length: 12'
Thickness: 28 Ga.
Pieces/Ctn: 25
lbs/Ctn: 57
Ctns/Skid: 56
lbs/Skid: 3,192

PRODUCT CODE
1059-____

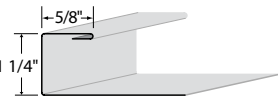
7/8" J-CHANNEL



Length: 12'
Thickness: 28 Ga.
Pieces/Ctn: 25
lbs/Ctn: 57
Ctns/Skid: 56
lbs/Skid: 3,192

PRODUCT CODE
1060-____

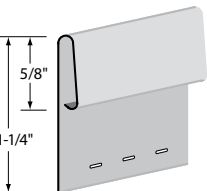
1-1/4" J-CHANNEL



Length: 12'
Thickness: 28 Ga.
Pieces/Ctn: 25
lbs/Ctn: 57
Ctns/Skid: 56
lbs/Skid: 3,192

PRODUCT CODE
1062-____

UNDERSILL TRIM



Length: 12'
Thickness: 28 Ga.
Pieces/Ctn: 25
lbs/Ctn: 37

Product Code	1059	1060	1061	1062	1063
No Color (000)					●
Black (711)	●	●	●	●	
Canyon (786)	●	●	●	●	
Cedarwood (735)	●	●	●	●	
Charcoal Gray (728)	●	●	●	●	
Classic Blue (707)	●	●	●	●	
Classic Red (727)	●	●	●	●	
Claytone (709)	●	●	●	●	
Colonial White (720)	●	●	●	●	
Deep Ocean (724)	●	●	●	●	
Desert Tone (718)	●	●	●	●	
Driftwood Gray (726)	●	●	●	●	
Glacier White (714)	●	●	●	●	
Iron Gray (719)	●	●	●	●	
Mahogany (785)	●	●	●	●	
Midnight* (1111)	●	●	●	●	
Royal Brown (703)	●	●	●	●	
Rustic Brown (722)	●	●	●	●	
Sage (790)	●	●	●	●	
Sandtone (712)	●	●	●	●	
Sand Beige (721)	●	●	●	●	
Timber (786)	●	●	●	●	
T-Tone (708)	●	●	●	●	
Wickertone (717)	●	●	●	●	
Willow (792)	●	●	●	●	
Bordeaux (842)	●		●	●	
Guinness (846)	●		●	●	
Onyx (843)	●		●	●	
Sapphire (844)	●		●	●	
Sedona (845)	●		●	●	
Tuscan (841)	●		●	●	

*Midnight is SMP (ENTEX® without the texture).

ENDURA

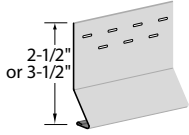
STEEL SIDING ACCESSORIES



PRODUCT CODE
1066-000

2-1/2" SPRING-LOK STARTER STRIP

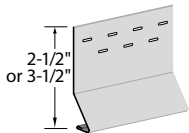
Length: 10'
 Thickness: 28 Ga.
 Pieces/Ctn: 20
 lbs/Ctn: 26
 Ctns/Skid: 108
 lbs/Skid: 2,808



PRODUCT CODE
1065-000

3-1/2" SPRING-LOK STARTER STRIP

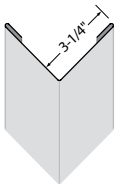
Length: 10'
 Thickness: 28 Ga.
 Pieces/Ctn: 20
 lbs/Ctn: 45
 Ctns/Skid: 81
 lbs/Skid: 3,645



PRODUCT CODE
1068-___

SNAP-ON CORNER POST

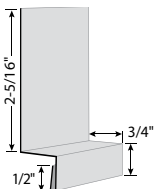
Length: 12'
 Thickness: 28 Ga.
 Pieces/Ctn: 10
 lbs/Ctn: 57



PRODUCT CODE
1071-___

Z FLASHING FOR VERTICAL SIDING

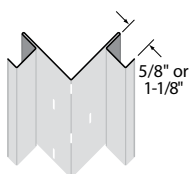
Length: 10'
 Thickness: 28 Ga.
 Pieces/Ctn: 25
 lbs/Ctn: 61



PRODUCT CODE
5/8" 1069-000
1-1/8" 1070-000

CORNER BASE

Length: 12'
 Thickness: 28 Ga.
 Pieces/Ctn: 10
 lbs/Ctn: 51
 Ctns/Skid: 49
 lbs/Skid: 2,499



Product Code	1065	1066	1068	1069 1070	1071
No Color (000)	●	●		●	
Black (711)			●		
Canyon (786)			●		●
Cedarwood (735)			●		●
Charcoal Gray (728)			●		●
Classic Blue (707)			●		●
Classic Red (727)			●		●
Claytone (709)			●		●
Colonial White (720)			●		●
Deep Ocean (724)			●		●
Desert Tone (718)			●		●
Driftwood Gray (726)			●		●
Glacier White (714)			●		●
Iron Gray (719)			●		●
Mahogany (785)			●		●
Midnight (1111)			●		●
Rustic Brown (722)			●		●
Sage (790)			●		●
Sand Beige (721)			●		●
Sandtone (712)			●		●
Timber (736)			●		●
T-Tone (708)			●		●
Wickertone (717)			●		●
Willow (792)			●		●
Bordeaux (842)			●		●
Guinness (846)			●		●
Onyx (843)			●		●
Sapphire (844)			●		●
Sedona (845)			●		●
Tuscan (841)			●		●
Canyon HD (886)			●		
Cedarwood HD (835)			●		
Mahogany HD (885)			●		

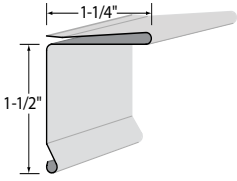
*Midnight is SMP (ENTEX® without the texture).

ENDURA

STEEL SIDING ACCESSORIES



	PRODUCT CODE
SNAP-ON FRIEZE TRIM	1072-__
	Length: 12'
	Thickness: 28 Ga.
	Pieces/Ctn: 25
	lbs/Ctn: 73



	Product Code	1072	
	Polar White (001)	●	
ENTEX®	Antique Parchment (715)	●	
	Black (711)	●	
	Canyon (786)	●	
	Cedarwood (735)	●	
	Charcoal Gray (728)	●	
	Classic Red (727)	●	
	Claytone (709)	●	
	Colonial White (720)	●	
	Deep Ocean (724)	●	
	Desert Tone (718)	●	
	Driftwood Gray (726)	●	
	Glacier White (714)	●	
	Iron Gray (719)	●	
	Mahogany (785)	●	
	Midnight* (1111)	●	
	Royal Brown (703)	●	
	Rustic Brown (722)	●	
	Sand Beige (721)	●	
	Sandtone (712)	●	
	Statuary Bronze (713)	●	
Timber (736)	●		
T-Tone (708)	●		
Wickertone (717)	●		

*Midnight is SMP (ENTEX® without the texture).


TRIM COIL



PRODUCT CODE
1373-___

ALUMINUM, SMOOTH

Length: 50'
Thickness: .019"
Pieces/Ctn: 1
lbs/Ctn: 27
Ctns/Skid: 32
lbs/Skid: 864




24"

PRODUCT CODE
1363-___

STEEL, SMOOTH

Length: 50'
Thickness: 30 Ga.
Pieces/Ctn: 1
lbs/Ctn: 56
Ctns/Skid: 32
lbs/Skid: 1,792




24"

PRODUCT CODE
1374-___

STEEL, SMOOTH, PRISM

Length: 50'
Thickness: 28 Ga.
Pieces/Ctn: 1
lbs/Ctn: 45
Ctns/Skid: 32
lbs/Skid: 1,440




15"

PRODUCT CODE
1369-___

STEEL, SMOOTH, REALGRAIN

Length: 50'
Thickness: 28 Ga.
Pieces/Ctn: 1
lbs/Ctn: 45
Ctns/Skid: 32
lbs/Skid: 1,440



24"

Product Code		1363	1369	1373	1374	
ENAMEL	30 Degree White (030)			●		
	Black (011)			●		
	Polar White (001)	●		●		
PVC	Glacier White (114)	●		●		
	Colonial White (120)	●		●		
ENTEX®	Almond Cream (702)	●		●		
	Antique Parchment (715)	●		●		
	Black (711)	●		●		
	Canyon (786)	●		●		
	Cedarwood (735)	●		●		
	Charcoal Gray (728)	●		●		
	Classic Blue (707)	●		●		
	Classic Red (727)	●		●		
	Claytone (709)	●		●		
	Colonial White (720)	●		●		
	Deep Ocean (724)	●	●	●		
	Desert Tone (718)	●		●		
	Driftwood Gray (726)	●		●		
	Glacier White (714)	●	●	●		
	Hartford Green (706)	●		●		
	Iron Gray (719)	●	●	●		
	Mahogany (785)	●		●		
	Midnight (1111)	●		●		
	Royal Brown (703)	●		●		
	Rustic Brown (722)	●		●		
	Sage (790)	●		●		
	Sand Beige (721)	●		●		
	Sandtone (712)	●	●	●		
	Statuary Bronze (713)	●		●		
Timber (736)	●		●			
T-Tone (708)	●		●			
Wickertone (717)	●		●			
Willow (792)	●		●			
PRISM	Bordeaux (842)				●	
	Guinness (846)				●	
	Onyx (843)				●	
	Sapphire (844)				●	
	Sedona (845)				●	
	Tuscan (841)				●	
REALGRAIN	Hickory (1898)		●			
	Walnut (1897)		●			
	Washed Maple (1899)		●			

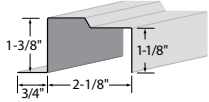
*Midnight is SMP (ENTEX® without the texture).

CASING, SILLS, & OTHER TRIMS

ALUMINUM

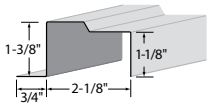


7' ALUMINUM BRICK CASING COVER PRODUCT CODE 1353-__



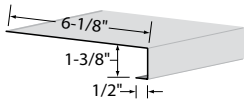
Length: 7'
 Thickness: .019"
 Pieces/Ctn: 25
 lbs/Ctn: 19

12' ALUMINUM BRICK CASING COVER PRODUCT CODE 1352-__



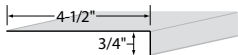
Length: 12'
 Thickness: .019"
 Pieces/Ctn: 25
 lbs/Ctn: 33

ALUMINUM SILL COVER PRODUCT CODE 1357-__



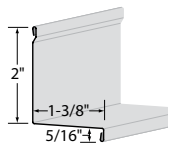
Length: 10'
 Thickness: .019"
 Pieces/Ctn: 25
 lbs/Ctn: 12

ALUMINUM FLAT CASING COVER PRODUCT CODE 1365-__



Length: 10'
 Thickness: .019"
 Pieces/Ctn: 25
 lbs/Ctn: 34

ALUMINUM DRIP CAP PRODUCT CODE 1359-__



Length: 12'
 Thickness: .019"
 Pieces/Ctn: 25
 lbs/Ctn: 23

Product Code	1352	1353	1357	1359	1365
Polar White (001)	●	●	●	●	●
Almond Cream (702)					
Black (711)				●	
Colonial White (720)	●			●	
Deep Ocean (724)				●	
Glacier White (714)	●		●	●	●
Hartford Green (706)	●				
Iron Gray (719)				●	
Royal Brown (703)	●				
Sage (790)					
Sandtone (712)	●			●	
Statuary Bronze (713)	●				
T-Tone (708)	●				

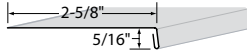
ENTEX®

CASING, SILLS, & OTHER TRIMS

STEEL



	PRODUCT CODE
STEEL ADJUSTABLE DRIP CAP	1360-__
Length: 10'	
Thickness: 28 Ga.	
Pieces/Ctn: 25	
lbs/Ctn: 45	



	Product Code	1360	
ENTEX®	Canyon (786)	●	
	Cedarwood (735)	●	
	Charcoal Gray (728)	●	
	Classic Blue (707)	●	
	Classic Red (727)	●	
	Claytone (709)	●	
	Colonial White (720)	●	
	Deep Ocean (724)	●	
	Desert Tone (718)	●	
	Driftwood Gray (726)	●	
	Glacier White (714)	●	
	Iron Gray (719)	●	
	Mahogany (785)	●	
	Midnight (1111)	●	
	Royal Brown (703)	●	
	Rustic Brown (722)	●	
	Sage (790)	●	
	Sand Beige (721)	●	
	Sandtone (712)	●	
	Timber (786)	●	
T-Tone (708)	●		
Wickertone (717)	●		
Willow (792)	●		

*Midnight is SMP ENTEx® without the beads.

PAINT


SIDING ACCESSORIES



PRODUCT CODE


TOUCH-UP PENS **3400-___**

Pen (oz): 0.3
Pen/Ctn: 25




SPRAY PAINT **3401-___**

Bottle (oz): 12
Bottle/Ctn: 12



PRISM SPRAY PAINT **3409-___**

Bottle (oz): 11
Bottle/Ctn: 12



Product Code	3400	3401	3409	
No Color (000)				
Almond Cream (702)	●	●		
Antique Parchment (715)	●	●		
Black (011)	●	●		
Canyon (786)	●	●		
Cedarwood (735)	●	●		
Charcoal Gray (728)	●	●		
Classic Blue (707)	●	●		
Classic Red (727)	●	●		
Claytone (709)	●	●		
Colonial White (720)	●	●		
Deep Ocean (724)	●	●		
Desert Tone (718)	●	●		
Driftwood Gray (726)	●	●		
Glacier White (714)	●	●		
Hartford Green (706)	●	●		
Iron Gray (719)	●	●		
Mahogany (785)	●	●		
Midnight (1111)	●	●		
Polar White (001)	●	●		
Royal Brown (703)	●	●		
Rustic Brown (722)	●	●		
Sage (790)	●	●		
Sand Beige (121)	●	●		
Sandtone (712)	●	●		
Sherwood Green (134)	●			
Stat Bronze (713)	●	●		
Timber (736)	●	●		
T-Tone (708)	●	●		
Wickertone (717)	●	●		
Willow (792)	●	●		
PRISM Bordeaux (842)	●		●	
Guinness (846)	●			
Onyx (843)	●		●	
Sapphire (844)	●		●	
Sedona (845)	●		●	
Tuscan (841)	●		●	

NAILS, STAPLES, & FASTENERS

SIDING ACCESSORIES

PRODUCT CODE
PAINTED STAINLESS STEEL TRIM NAILS **3279-___**
 Length: 1-1/2"
 lbs/Ctn: 1



PRODUCT CODE
MAZE DOUBLE HOT-DIPPED GALVANIZED TRIM NAILS **3278-___**
 Length: 1-1/2"
 lbs/Ctn: 1



PRODUCT CODE
PLEX-CAP ANN-GROOVE GALVANIZED NAIL **3469-000**
 Length: 1-3/4"
 Pieces/Ctn: 2000
 lbs/Ctn: 9.74



Works with 3200-S16P and IM200-S16P.

PRODUCT CODE
STAINLESS STEEL PIN NAILS **3412-000** 1-3/4"
3413-000 2-1/2"
 lbs/Ctn: 5



PRODUCT CODE
COIL NAILS (GALVANIZED RING SHANK) **3737-000**
 Length: 2-1/2"
 Pieces/Ctn: 3,200
 Coils/Ctn: 16
 lbs/Ctn: 17

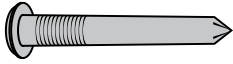


Product Code	3278	3279	3412, 3413	3469	3737
No Color (000)		●	●	●	●
Antique Parchment (015)	●	●			
Black (011)	●	●			
Canyon (786)	●	●			
Cedarwood (735)	●	●			
Charcoal Gray (128)	●	●			
Classic Blue (007)	●	●			
Classic Red (127)	●	●			
Claytone (109)	●	●			
Deep Ocean (724)	●	●			
Desert Tone (118)	●	●			
Driftwood Gray (126)	●	●			
Glacier White (014)	●	●			
Heritage Gray (010)	●	●			
Iron Gray (719)	●	●			
Mahogany (785)	●	●			
Polar White (001)	●	●			
Royal Brown (003)	●	●			
Sage (790)	●	●			
Sand Beige (121)	●	●			
Sherwood Green (134)	●	●			
Stat Bronze (113)	●	●			
Timber (736)	●	●			
T-Tone (008)	●	●			
Wickertone (117)	●	●			
Willow (792)	●	●			

NAILS, STAPLES, & FASTENERS

SIDING ACCESSORIES


	PRODUCT CODE	
GRIP-RITE ELECTRO-GALVANIZED NAILS	50 lbs/Ctn:	3427-000
	30 lbs/Ctn:	3467-000



Length: 2"

2" Mill Finish

PASLODE STAPLES OT-2550/OT-2558	1-3/4"	3424-000
	lbs/Ctn:	27



2" 3425-000

Length: 2"

lbs/Ctn: 26

Works with 3200-S16P and
IM200-S16P.

5/16" HAND TACKER GALVANIZED STAPLES	3422-000	
-------------------------------------------------	-----------------	--



Length: 5/16"

Pieces/Ctn: 5000

lbs/Ctn: 2

MAZE DOUBLE HOT-DIP GALVANIZED STEEL NAILS	2"	3417-000
	lbs/Ctn:	5



2" 3418-000

lbs/Ctn: 50



2-1/2" 3419-000

lbs/Ctn: 5

2-1/2" 3420-000

lbs/Ctn: 50

3" 3421-000


lbs/Ctn: 5

ADHESIVES & SEALANTS

SIDING ACCESSORIES




*Please reference the Sealant Cross Reference Guide on the next page for these products.

	PRODUCT CODE	
OSI QUAD WINDOW, DOOR & SIDING SEALANT	Quad	3399-__
	Quad Max	3394-__
	Capacity:	1/10 Gal.
	Pieces/Ctn:	12
	lbs/Ctn:	14

OSI FOAM CLEAN	3405-__
	Pieces/Ctn: 12
	lbs/Ctn: 14

Solvent for foam applicator gun.


OSI VP275	Clear	3241-000
	White	3241-001
	Capacity:	10 Oz.
	Pieces/Ctn:	12
	lbs/Ctn:	14

Multi-purpose silicone sealant.

OSI QUAD FOAM	3404-000
	Capacity: 16 Oz.
	Pieces/Ctn: 12
	lbs/Ctn: 12

Window/Door Closed cell, low expansion foam, non rigid.

NPC SOLAR SEAL WINDOW, DOOR & SIDING SEALANT	3244-__
	Capacity: 1/10 Gal.
	Pieces/Ctn: 1
	lbs/Ctn: 7.8

APPLICATOR GUN FOR QUAD FOAM	3406-000
	Oz Capacity: 10
	Pieces/Ctn: 24
	lbs/Ctn: 19

Easy to use applicator for doors/windows. Use with 16oz. Quad cans.

SEALANT CROSS-REFERENCE GUIDE



	EDCO PVDF	EDCO	OSI	NPC
EDCO PVDF	Black	511	003	31
	Cedar	261	412	
	Charcoal Gray	228	501	60
	Classic Blue	207	861	272
	Classic Red	227	907	36
	Copper	260	000	
	Hartford Green	206	736	245
	Pewter	216	000	
	Royal Brown	203	205	33
	Sandtone	212	301	
	Statuary Bronze	213	201	87
	Stone	257	889	
	T-Tone	208	219	318

	Variform	EDCO	OSI	NPC
Variform	Natural Almond	402	429	52
	Classic Cream	404	447	
	Autumn Beige	405	910	
	Stone Mountain Clay	409	301	74
	Flint	410	525	
	Dover White	414	001	227
	Island Pearl	415	457	145
	Sandy Tan	417	455	
	Silver Mist	418	450	124
	Twilight Shadow	428	565	
	Teak	439	293	235
	Irish Thistle	445	308	
	Spanish Olive	446	770	
	Sandtone	468	409	
	Georgian Gray	480	521	
	Sedona Red	485	907	
	Briarwood	486	255	140
	Pewter	488	589	193
	Wedgewood	489	896	
	Sagebrook	490	797	263
Urban Iron	443	296	264	










	EDCO ENTEX	EDCO	OSI	NPC
EDCO ENTEX®	Almond Cream	702	429	52
	Antique Parchment	715	457	145
	Black	711	003	31
	Canyon	786	255	140
	Cedarwood	732	223	159
	Charcoal Gray	728	501	60
	Classic Blue	707	861	272
	Classic Red	727	907	36
	Claytone	709	301	74
	Colonial White	720	004	118
	Deep Ocean	724		242
	Desert Tone	718	450	124
	Driftwood Gray	716	513	202
	Glacier White	714	001	227
	Hartford Green	706	736	245
	Heritage Gray	710	525	
	Iron Gray	719		95
	Mahogany	785	233	
	Polar White (Enamel)	001	004	118
	Royal Brown	703	205	33
Rustic Brown	722	211	46	
Sage	790	767	263	
Sand Beige	721	441	36	
Sandtone	712	301	74	
Statuary Bronze	713	201	87	
Timber	736	293	235	
T-Tone	708	219	318	
Wickertone	717	455		
Willow	792	761	237	

	EDCO Prism	EDCO	OSI	NPC
EDCO Prism	Tuscan	841	587	21
	Bordeaux	842	966	
	Onyx	843	296	264
	Sapphire	844	855	128
	Sedona	845	297	130
	Guinness	846	201	

	CertainTeed Wolverine	EDCO	OSI	NPC
CertainTeed Wolverine	Autumn Red	357	907	36
	Buckskin	375	495	
	Castle Stone	352	589	193
	Charcoal Gray	356	589	193
	Colonial White	314	001	227
	Cypress	374	329	
	Desert Tan	373	429	
	Espresso	340	211	
	Flagstone	378	896	
	Forest	351	761	237
	Granite Gray	310	525	
	Hearthstone	386	279	
	Heritage Cream	304	447	237
	Herringbone	318	450	124
	Light Maple	368	441	
	Melrose	327	907	36
	Midnight Blue	344	887	267
	Mountain Cedar	332	223	159
	Natural Clay	309	301	74
	Oxford Blue	371	807	985
	Pacific Blue	307	804	272
	Sable Brown	367	219	318
	Sandstone Beige	366	457	
	Savannah Wicker	317	455	
	Seagrass	350	308	
	Slate	343	296	264
	Smoky Gray	328	501	60
Snow	301	4	118	
Spruce	338	756	267	
Sterling Gray	316	513	202	


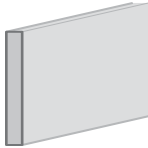

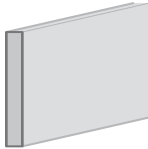

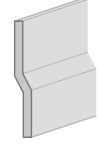


INSULATION & HOUSEWRAPS

SIDING ACCESSORIES

	PRODUCT CODE	PRODUCT CODE
GREENGUARD® BY KINGSPAN® FANFOLD UNDERLAYMENT	Plastic/Plastic 3636-000 Width: 1/4" lbs/Ctn: 11	GREENGUARD® BY KINGSPAN® VALUE WRAP - WHITE 9' x 150' 3644-000 Sq.Ft/Roll: 1,350 lbs/Ctn: 19 Width: 9'
	Plastic/Foil 3630-000 Width: 1/4" lbs/Ctn: 11	
	Plastic/Plastic 3634-000 Width: 3/8" lbs/Ctn: 14	DUPONT FLASHING TAPE 4" x 75' 3654-000 Rolls/Ctn: 4 Width: 4"
	Plastic/Foil 3632-000 Width: 3/8" lbs/Ctn: 14	
Covers 192 sq ft.		75' length per roll.
GREENGUARD® BY KINGSPAN® MAX CLASSIC BUILDING WRAP	9' x 150' 3646-000 Sq.Ft/Roll: 1,350 lbs/Ctn: 20 Width: 9'	DUPONT FLASHING FLEXWRAP 9" x 75' 3656-000 Rolls/Ctn: 4 Width: 9"
	10' x 150' 3645-000 Sq.Ft/Roll: 1,500 lbs/Ctn: 43 Width: 10'	
GREENGUARD® TAPE 3658-000	Width: 3" Length: 55 yd. Rolls/Ctn: 12	RED HOUSEWRAP TAPE 3641-000 Yds/Roll: 55 Width: 1 7/8" Rolls/Ctn: 24
		
GREENGUARD® BY KINGSPAN® RAINDROP 3D WRAP	9' x 125' 3649-000 Sq.Ft/Roll: 1,125 lbs/Ctn: 28 Width: 7.8	TYVEK HOUSEWRAP TAPE 2" 3657-000 Rolls/Ctn: 36
		3" 3653-000 Rolls/Ctn: 24
		


INSULATION & HOUSEWRAPS


SIDING ACCESSORIES


		PRODUCT CODE			PRODUCT CODE
PS x 20 WINDOW TAPE 	4" x 100'	3660-000	6" FOAM DROP-IN BACKER BOARD 	3010-000 Sq Ft/Ctn: 200 lbs/Ctn: 10	
	Rolls/Ctn: 9				
	9" x 100'	3661-000			
	Rolls/Ctn: 4				
<hr/>					
WOOD LATH 		3411-000	8" FOAM DROP-IN BACKER BOARD 	3006-000 Sq Ft/Ctn: 200 lbs/Ctn: 10	
	Bundle/Ctn: 1				
	lbs/Ctn: 8				
<hr/>					
TYVEK HOUSEWRAP 	9' x 150'	3642-000	D4 FOAM DROP-IN BACKER BOARD 	3005-000 Sq Ft/Ctn: 200 lbs/Ctn: 10	
	Sq.Ft/Roll: 1,350				
	lbs/Ctn: 19				
	9' x 100'	3647-000			
	Sq.Ft/Roll: 900				
	lbs/Ctn: 13				
	10' x 150'	3648-000	D5 DUTCHLAP FOAM DROP-IN BACKER BOARD 	3004-000 Sq Ft/Ctn: 200 lbs/Ctn: 10	
	Sq.Ft/Roll: 1,500				
	lbs/Ctn: 19				
<hr/>					
PROTECTO-WRAP SUPER STICK TAPE 	4"	3651-000			
	Length: 75'				
	Rolls/Ctn: 12				
	9"	3652-000			
	Length: 75'				
	Rolls/Ctn: 4				

MOUNTING BLOCKS & VENTS


SIDING ACCESSORIES

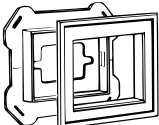
	PRODUCT CODE
STANDARD MOUNT MASTER	3445-__
	Pieces/Ctn: 10 lbs/Ctn: 6

	PRODUCT CODE
JUMBO MOUNT MASTER	3447-__
	Pieces/Ctn: 10 lbs/Ctn: 12

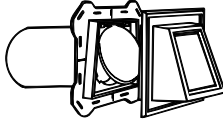
	PRODUCT CODE
MINI MOUNT MASTER	3446-__
	Pieces/Ctn: 10 lbs/Ctn:

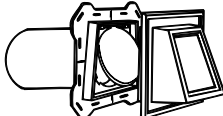
White, Paintable, Clay, Pewter, Wicker, & Herringbone.

	PRODUCT CODE
SPLIT-BLOCK MINI	3439-__
	Pieces/Ctn: 10 lbs/Ctn:


	PRODUCT CODE
RECESSED MINI-MOUNT MASTER	3444-__
	Pieces/Ctn: 10 lbs/Ctn:

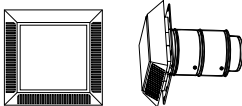
White & Paintable.

	PRODUCT CODE
CLASSIC HOODED DRYER VENT	4" 3443-__
	Pieces/Ctn: 1 lbs/Ctn: 1.6
	6" 3448-__
	Pieces/Ctn: 1 lbs/Ctn: 2.2

	PRODUCT CODE
CLASSIC HOODED DRYER VENT REPLACEMENT FLAP	3389-__
	Width: 4" Pieces/Ctn: 1 lbs/Ctn: 1.6

White or Paintable.

	PRODUCT CODE
UL - ELECTRIC BLOCK	10 Pieces 3388-__
	lbs/Ctn: 7.5
	2 Pieces 3388-__
	lbs/Ctn: 1.5

	PRODUCT CODE
INTAKE EXHAUST VENT	3387-__
	Pieces/Ctn: 10 lbs/Ctn: 6

Accommodates 2" x 6" wall construction and virtually all soffit situations. Comes complete with snap-in modular vent tube system and 4" x 3" reducer.

***Please reference the Mid-America Cross-Reference Guide on the next page for these products.**

MID-AMERICA CROSS-REFERENCE GUIDE




EDCO ENTEX			Variform			CertainTeed Wolverine		
EDCO ENTEX	EDCO	MID-AMERICA	Variform	EDCO	MID-AMERICA	CertainTeed Wolverine	EDCO	MID-AMERICA
EDCO ENTEX®	Canyon	486	Amber	447	351	Autumn Red	357	278
	Cedarwood	132	Autumn Beige	305	107	Autumn Yellow	377	088
	Charcoal Gray	128	Bayou	707	127	Buckskin	375	233
	Claytone	309	Briarwood	486	235	Castle Stone	352	402
	Classic Blue	707	Classic Cream	304	020	Charcoal Gray	488	215
	Colonial White	301	Delray Sand	304	020	Colonial White	114	117
	Desert Tone	018/318	Dover White	114	117	Cypress	374	200
	Driftwood Gray	316	Flint	310	057	Desert Tan	302	012
	Glacier White	114	Georgian Gray	480	017	Espresso	340	421
	Mahogany	785	Hazelnut	448	352	Flagstone	378	093
	Sand Beige	302	Irish Thistle	445	112	Granite Gray	310	057
	Sandtone	712	Island Pearl	415	021	Hearthstone	386	175
	Sage	490	Mediterranean Palm	464	293	Heritage Cream	304	020
	Timber	736	Pewter	488	215	Herringbone	018/318	071
	T-Tone	708	Sandtone	468	176	Light Maple	368	176
	Wickertone	317	Savannah Blue	481	003	Midnight Blue	344	423
Willow	792	Sagebrook	490	120	Mountain Cedar	132	210	
EDCO Prism	Bordeaux	842	Sedona Red	127	027	Natural Clay	309	008
	Guinness	846	Silver Mist	018/318	071	Oxford Blue	371	029
	Onyx	843	Stone Mountain Clay	309	008	Pacific Blue	707	127
	Sapphire	844	Spanish Olive	446	115	Sable Brown	708	118
	Sedona	845	Teak	736	222	Sandstone Beige	415	021
	Tuscan	846	Twilight Shadow	428	298	Seagrass	445	112
			Wedgewood	489	137	Slate	343	422
					Snow	301	001	
					Sterling Gray	316	016	
					Spruce	338	151	
					Savannah Wicker	317	069	

SHUTTERS

SIDING ACCESSORIES



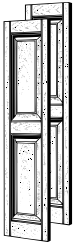
	PRODUCT CODE	
CATHEDRAL OPEN LOUVER SHUTTER (STYLE L1)	36"	3325-__
	39"	3326-__
	43"	3327-__
	48"	3328-__
	52"	3329-__
	55"	3330-__
	60"	3331-__
	64"	3332-__
	67"	3333-__
	72"	3334-__



Product Code	3308-3313	3325-3334	3346	3347	
Primed (000)	●	●	●	●	
Black (011)	●	●	●	●	
Polar White (001)	●	●	●	●	

Width: 14-1/2" per shutter

WILLIAMSBURG RAISED-PANEL SHUTTERS (STYLE P2)	39"	3308-__
	43"	3309-__
	47"	3310-__
	55"	3312-__
	59"	3313-__



Width: 14-3/4" per shutter

SHUTTER-LOKS	3346-__
---------------------	----------------

Pieces/Ctn: 12
lbs/Ctn: 0.06



SCREWS	3347-__
---------------	----------------

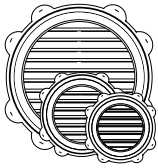
lbs/Ctn: 0.14



VINYL WALL VENTS & LOUVERS

SIDING ACCESSORIES

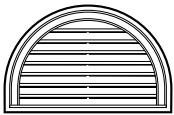
22" ROUND SCREENED LOUVER **PRODUCT CODE 3374-__**



Pieces/Ctn: 1
lbs/Ctn: 3.9

Exclusive "J" Ring.

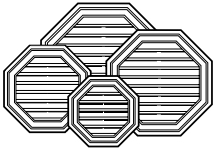
22" x 34" HALF MOON SCREENED LOUVER **PRODUCT CODE 3375-__**



Pieces/Ctn: 1
lbs/Ctn: 6

Exclusive "J" Ring.

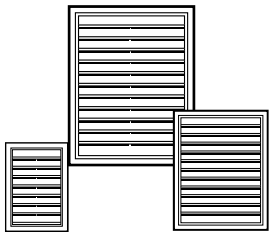
22" OCTAGON SCREENED LOUVER **PRODUCT CODE 3384-__**



Pieces/Ctn: 1
lbs/Ctn: 3.6

Exclusive "J" Ring.

RECTANGULAR SCREENED LOUVER **12" x 12" PRODUCT CODE 3381-__**



Pieces/Ctn: 5
lbs/Ctn: 2.5

12" x 18" PRODUCT CODE 3382-__

Pieces/Ctn: 5
lbs/Ctn: 1.7

18" x 24" PRODUCT CODE 3383-__


Pieces/Ctn: 5
lbs/Ctn: 2.6

Exclusive "J" Ring.


Product Code	3374	3375	3381 3382	3383	3384
Primed (000)	•	•	•	•	•
Claytone (009)			•	•	
Pewter (016)			•	•	
Polar White (001)	•	•	•	•	•
Wickertone (017)			•	•	


LOUVERS & TRIM

SIDING ACCESSORIES

	PRODUCT CODE	
	RECTANGULAR LOUVER-LV	
	18" x 30"	3578-__
	16" x 24"	3581-__
	24" x 36"	3582-__
	12" x 30"	3677-__
	12" x 36"	3678-__
	18" x 36"	3679-__


Product Code	3578	3581-3582	3670-3674	3675-3676	3677-3679
Primed White (001)	●	●	●	●	●

BRACKETS, FYRON		
	BKT 11" x 20"	3670-__
	BKT 15" x 18"	3671-__
	BKT 17" x 17"	3672-__
	BKT 19" x 24"	3673-__
	BKT 8" x 13"	3674-__
Pieces/Ctn:		20


DENTIL BLOCKS		
	6" x 4"	3675-__
	Depth:	6"
	19" x 24"	3676-__
	Depth:	6"

STAPLES & TOOLS


SIDING ACCESSORIES

	PRODUCT CODE	
	Sheathing/ Siding Stapler	3500-000
	Siding Application Tip	3501-000

5/16" HAND TACKER GALVANIZED STAPLES	3422-000
	Pieces/Ctn: 5000
	lbs/Ctn: 2



PASLODE STAPLES OT-2550/OT-2558	1-3/4"	3424-000
		lbs/Ctn: 27
	2"	3425-000
		lbs/Ctn: 26



TENRYU STEEL PLUS X	5-3/8"	3057-000
	6-1/2"	3056-000
	7-1/4"	3058-000
	10"	3054-000
	12"	3055-000



For ferrous metal only.

	PRODUCT CODE
ZIP REMOVAL TOOL SRT-2	3115-000



TRIM NAIL PUNCH TNPZR	3261-000
-----------------------	----------



LEFT, RIGHT, OFFSET & COMBINATION CREWLINE AVIATION SNIPS	AV1	3127-000
	AV2	3128-000
	AV3	3129-000
	AV6	3130-000
	AV7	3131-000



Versatile models cut all common cold roll metal thicknesses encountered on the job, plus up to 22 ga. stainless steel.

DUCKBILL SNIPS MD-12	3122-000
-------------------------	----------



Cuts sheet metal, aluminum & steel siding, plastics & other thin materials.

ANDY™ SNIPS MC14	3133-000
------------------	----------



Sleek styling, easy blade replacement and larger handles make the Andy™ Snip more versatile.



SIDING CHECKLIST



PERSPECTIVES 1 CTN = 48 SQ FT				STEEL, SMOOTH, PRISM	1374-	QTY: _____	COLOR: _____
SL4	1041-	QTY: _____	COLOR: _____	STEEL, SMOOTH, REALGRAIN	1369-	QTY: _____	COLOR: _____
SL6	1043-	QTY: _____	COLOR: _____				
ENDURA STEEL SIDING 1 CTN = 100 SQ FT				MOUNTING BLOCKS 10 PCS/CTN			
D4	1056-	QTY: _____	COLOR: _____	MOUNT STANDARD	3445-	QTY: _____	COLOR: _____
D5DL	1049-	QTY: _____	COLOR: _____	MOUNT JUMBO	3447-	QTY: _____	COLOR: _____
S6	1045-	QTY: _____	COLOR: _____	MOUNT MINI	3446-	QTY: _____	COLOR: _____
S8	1051-	QTY: _____	COLOR: _____	SPLIT BLOCK MINI	3439-	QTY: _____	COLOR: _____
V12	1052-	QTY: _____	COLOR: _____	RECESSED MINI	3444-	QTY: _____	COLOR: _____
J-CHANNEL 12'/PC, 300 LF/CTN				ELECTRIC BLOCK	3388-	QTY: _____	COLOR: _____
5/8"	1061-	QTY: _____	COLOR: _____				
7/8"	1059-	QTY: _____	COLOR: _____				
1-1/4"	1060-	QTY: _____	COLOR: _____				
UNDERSILL TRIM 12'/PC, 300 LF/CTN				VENTS 1 PC/CTN (INTAKE EXHAUST VENT 10 PC/CTN)			
28 Ga.	1062-	QTY: _____	COLOR: _____	4" DRYER VENT	3443-	QTY: _____	COLOR: _____
				6" DRYER VENT	3448-	QTY: _____	COLOR: _____
CORNER BASE 12'/PC, 120 LF/CTN				INTAKE EXHAUST VENT	3387-	QTY: _____	COLOR: _____
5/8"	1069-000	QTY: _____	COLOR: BARE				
1-1/8"	1070-000	QTY: _____	COLOR: BARE				
SNAP-ON CORNER POST 12'/PC, 120 LF/CTN				CALK 12 TUBES/CTN			
28 Ga.	1068-	QTY: _____	COLOR: _____	OSI QUAD	3399-	QTY: _____	COLOR: _____
STARTER STRIP 10'/PC, 200 LF/CTN				TOUCH-UP PENS 12 PCS/CTN			
EDCO STEEL	1063-000	QTY: _____	COLOR: BARE	PENS	3400-	QTY: _____	COLOR: BARE
2-1/2" SPRING-LOK	1066-000	QTY: _____	COLOR: BARE				
3-1/2" SPRING-LOK	1065-000	QTY: _____	COLOR: BARE				
** USE UNDERSILL TRIM FOR PERSPECTIVES (SEE ABOVE)							
TRIM COIL				NAILS			
STEEL, SMOOTH	1363-	QTY: _____	COLOR: _____	MAZE 2" HDG 5#	3417-000	QTY: _____	
ALUM, SMOOTH	1373-	QTY: _____	COLOR: _____	MAZE 2" HDG 50#	3418-000	QTY: _____	
				MAZE 2-1/2" HDG 5#	3419-000	QTY: _____	
				MAZE 2-1/2" HDG 50#	3420-000	QTY: _____	
				MAZE 3" HDG 5#	3421-000	QTY: _____	
				GRIP RITE ELECTRO-GALV 30#	3467-000	QTY: _____	
				GRIP RITE ELECTRO-GALV 50#	3427-000	QTY: _____	

ARROWLINE

STEEL SLATE ROOFING

	PRODUCT CODE
SLATE SOLID AND BLEND	Solid 1748- ___
	Blend 1755- ___
	Coverage: 50"x12"
	Thickness: 28 Ga.
	Pieces/Ctn: 12
	lbs/Ctn: 47
	Ctns/Skid: 30
	lbs/Skid: 1,410
PVDF Finish Rough Slate.	

	Product Code	1748	1755	
PVDF SOLID	Black (511)	●		
	Cedar (261)			
	Charcoal Gray (228)	●		
	Classic Blue (207)			
	Classic Red (227)	●		
	Copper (260)			
	Hartford Green (206)	●		
	Pewter (216)			
	Royal Brown (203)	●		
	Sandtone (212)			
	Statuary Bronze (213)	●		
	Stone (257)	●		
	T-Tone (208)			
PVDF BLEND	Charcoal Gray Blend (294)		●	
	Classic Red Blend (298)		●	
	Hartford Green Blend (295)			
	Royal Brown Blend (296)		●	
	Statuary Bronze Blend (292)		●	
	Stone Blend (299)		●	
	T-Tone Blend (293)		●	

ARROWLINE


STEEL SHAKE ROOFING



SHAKE SOLID AND BLEND

PRODUCT CODE
Solid 1751-__
Blend 1758-__

Coverage: 50" x 12"
 Thickness: 28 Ga.
 Pieces/Ctn: 12
 lbs/Ctn: 47
 Ctns/Skid: 30
 lbs/Skid: 1,410



PVDF Finish Cedar-Grain.

INFINITI

PRODUCT CODE
1766-__

Coverage: 50" x 12"
 Thickness: 28 Ga.
 Pieces/Ctn: 12
 lbs/Ctn: 47
 Ctns/Skid: 30
 lbs/Skid: 1,410



Textured PVDF Finish Cedar-Grain.

GENERATIONS

PRODUCT CODE
1763-__

Coverage: 50" x 12"
 Thickness: 28 Ga.
 Pieces/Ctn: 12
 lbs/Ctn: 47
 Ctns/Skid: 30
 lbs/Skid: 1,410



PVDF Finish Cedar-Grain.

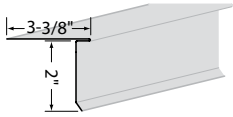
Product Code	1751	1758	1763	1766	
PVDF SOLID	Black (511)	●			
	Cedar (261)	●			
	Charcoal Gray (228)	●			
	Classic Blue (207)	●			
	Classic Red (227)	●			
	Copper (260)	●			
	Hartford Green (206)	●			
	Pewter (216)	●			
	Royal Brown (203)	●			
	Sandtone (212)	●			
	Statuary Bronze (213)	●			
	Stone (257)				
T-Tone (208)	●				
PVDF BLEND	Charcoal Gray Blend (294)		●		
	Classic Red Blend (298)		●		
	Hartford Green Blend (295)				
	Royal Brown Blend (296)		●		
	Statuary Bronze Blend (292)		●		
	Stone Blend (299)				
T-Tone Blend (293)		●			
INFINITI	Aged Bronze Enhanced (558)			●	
	Chestnut Brown Enhanced (556)			●	
	Granite Gray Enhanced (557)			●	
	Obsidian (599)			●	
	Weathered Wood Enhanced (555)			●	
GENERATIONS	Cedar HD (281)			●	
	Charcoal Gray HD (278)			●	
	Classic Red HD (277)			●	
	Copper HD (280)			●	
	Hartford Green HD (266)			●	
	Royal Brown HD (263)			●	
	T-Tone HD (268)			●	

ARROWLINE

ROOFING ACCESSORIES



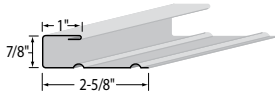
EAVE STARTER **PRODUCT CODE**
1721-__



Length: 10'
 Thickness: 28 Ga.
 Pieces/Ctn: 10
 lbs/Ctn: 38

Velvet Embossed.

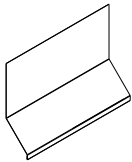
7/8" J-TRIM **PRODUCT CODE**
1723-__



Length: 10'
 Thickness: 28 Ga.
 Pieces/Ctn: 10
 lbs/Ctn: 29

Velvet Embossed.

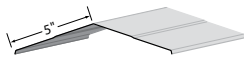
HEAD WALL FLASHING **PRODUCT CODE**
1746-__



Length: 10'
 Thickness: 28 Ga.
 Pieces/Ctn: 5
 lbs/Ctn: 28

Velvet Embossed.

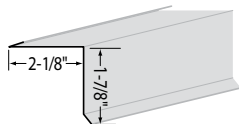
STARTER BASE WITHOUT FOAM **PRODUCT CODE**
1725-000



Length: 10'
 Thickness: 28 Ga.
 Pieces/Ctn: 5
 lbs/Ctn: 28

For vented systems.

RAKE STARTER **PRODUCT CODE**
1722-__



Length: 10'
 Thickness: 28 Ga.
 Pieces/Ctn: 10
 lbs/Ctn: 29

Velvet Embossed.

Product Code	1721	1722	1723	1725	1746
No Color (000)				●	
Aged Bronze (537)	●	●	●		●
Black - Obsidian (511)	●	●	●		●
Cedar (261)	●	●	●		●
Charcoal Gray (228)	●	●	●		●
Chestnut Brown (539)	●	●	●		●
Classic Blue (207)	●	●	●		●
Classic Red (227)	●	●	●		●
Copper (260)	●	●	●		●
Granite Gray (538)	●	●	●		●
Hartford Green (206)	●	●	●		●
Pewter (216)	●	●	●		●
Royal Brown (203)	●	●	●		●
Sandtone (212)	●	●	●		●
Statuary Bronze (213)	●	●	●		●
Stone (257)	●	●	●		●
T-Tone (208)	●	●	●		●
Weathered Wood (540)	●	●	●		●

PVDF SOLID

ARROWLINE

ROOFING ACCESSORIES

PRODUCT CODE
SIDE WALL FLASHING 1747-__

Length: 10'
 Thickness: 28 Ga.
 Pieces/Ctn: 5
 lbs/Ctn: 43

Velvet Embossed.

QUARRIX® RIDGE VENT WITH FOAM SEAL 1733-000

Length: 10'
 Pieces/Ctn: 5
 lbs/Ctn: 25

STARTER BASE

With Foam 1724-000
 lbs/Ctn: 31

No Foam 1725-000
 lbs/Ctn: 28

Length: 10'
 Thickness: 28 Ga.
 Pieces/Ctn: 5

With Foam for non-vented systems.

STEEL TRIM COIL, EMBOSSED 1730-__

Length: 50'
 Thickness: 28 Ga.
 Pieces/Ctn: 1
 lbs/Ctn: 42
 Ctns/Skid: 32
 lbs/Skid: 1,344

Velvet Embossed.

ARROWLINE ROOFING CLIP

Shingle Clip 1731-000
Valley Clip 1732-000

Length: 1-1/2"
 Thickness: 24 Ga.
 Pieces/Ctn: 600
 lbs/Ctn: 16
 Ctns/Skid: 150
 lbs/Skid: 2,400

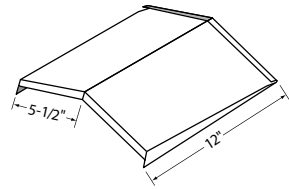
	Product Code	1730	1747	
PVDF SOLID	Aged Bronze (537)	●	●	
	Black- Obsidian (511)	●	●	
	Cedar (261)	●	●	
	Charcoal Gray (228)	●	●	
	Chestnut Brown (539)	●	●	
	Classic Blue (207)	●	●	
	Classic Red (227)	●	●	
	Copper (260)	●	●	
	Granite Gray (538)	●	●	
	Hartford Green (206)	●	●	
	Pewter (216)	●	●	
	Royal Brown (203)	●	●	
	Sandtone (212)	●	●	
	Statuary Bronze (213)	●	●	
	Stone (257)	●	●	
	T-Tone (208)	●	●	
Weathered Wood (540)	●	●		

ARROWLINE

ROOFING ACCESSORIES



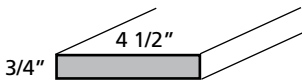
RIDGE/HIP CAP, SOLID COLORS **PRODUCT CODE**
Slate 1750-___



Shake 1752-___
 Length: 12"
 Thickness: 28 Ga.
 Pieces/Ctn: 20
 lbs/Ctn: 14
 Ctns/Skid:
 lbs/Skid:

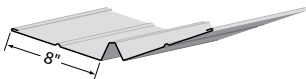
ArrowLine Shake & Slate finish.

VALLEY CAP BLACK FILTER FOAM **3725-000**



Length: 6'-6"
 Pieces/Ctn: 30
 lbs/Ctn: 13

VALLEY FLASHING **1727-___**



Length: 10'
 Thickness: 28 Ga.
 Pieces/Ctn: 5
 lbs/Ctn: 59

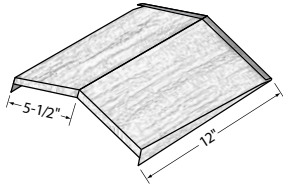
Product Code	1727	1750	1752		
Aged Bronze (537)	●				
Black- Obsidian (511)	●	●	●		
Cedar (261)	●		●		
Charcoal Gray (228)	●	●	●		
Chestnut Brown (539)	●				
Classic Blue (207)	●		●		
Classic Red (227)	●	●	●		
Copper (260)	●		●		
Granite Gray (538)	●				
Hartford Green (206)	●	●	●		
Pewter (216)	●		●		
Royal Brown (203)	●	●	●		
Sandtone (212)	●		●		
Statuary Bronze (213)	●	●	●		
Stone (257)	●	●			
T-Tone (208)	●		●		
Weathered Wood (540)	●				

PVDF SOLID

ARROWLINE

ROOFING ACCESSORIES

	PRODUCT CODE	
RIDGE/HIP CAP, ENHANCED COLORS	Slate	1757-__
	Shake	1768-__
	Infiniti	1767-__
	Generations	1764-__
	Length:	12"
	Thickness:	28 Ga.
	Pieces/Ctn:	20
	lbs/Ctn:	18



ArrowLine Shake & Slate finish.

Product Code		1757	1764	1767	1768	
PVDF BLEND	Charcoal Gray Blend (294)	●			●	
	Classic Red Blend (298)	●			●	
	Hartford Green Blend (295)				●	
	Royal Brown Blend (296)	●			●	
	Statuary Bronze Blend (292)	●			●	
	Stone Blend (299)	●				
	T-Tone Blend (293)	●			●	
INFINITI	Aged Bronze Enhanced (558)			●		
	Chestnut Brown Enhanced (556)			●		
	Granite Gray Enhanced (557)			●		
	Obsidian (599)			●		
	Weathered Wood Enhanced (555)			●		
GENERATIONS	Cedar HD (281)		●			
	Charcoal Gray HD (278)		●			
	Classic Red HD (277)		●			
	Copper HD (280)		●			
	Hartford Green HD (266)		●			
	Royal Brown HD (263)		●			
	T-Tone HD (268)		●			


ARROWLINE

ROOFING ACCESSORIES



PRODUCT CODE
1734-___

VALLEY CAP

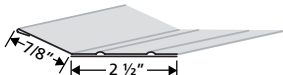


Length: 10'
Thickness: 28 Ga.
Pieces/Ctn: 5
lbs/Ctn: 20
Ctns/Skid: 20
lbs/Skid:

Use with Valley Flashing #1727-___.

PRODUCT CODE
1728-000

OPEN VALLEY STARTER

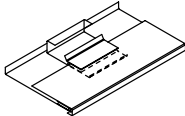


Length: 10'
Thickness: 28 Ga.
Pieces/Ctn: 10
lbs/Ctn: 27
Ctns/Skid: 27
lbs/Skid:

Use with Valley Flashing #1727-___, Need 2 pieces of starter for 1 piece of Valley Flashing.

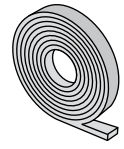
PRODUCT CODE
3751-000

LT2000 ROLL OVER TOOL



PRODUCT CODE
3734-000

FOAM SEAL



Length: 20'
Pieces/Ctn: 1
lbs/Ctn: 1

5/8" X 1-3/16".

	Product Code	1734	
PVDF SOLID	Cedar (261)	●	
	Charcoal Gray (228)	●	
	Classic Blue (207)	●	
	Classic Red (227)	●	
	Copper (260)	●	
	Hartford Green (206)	●	
	Pewter (216)	●	
	Royal Brown (203)	●	
	Sandtone (212)	●	
	Statuary Bronze (213)	●	
Stone (257)	●		
T-Tone (208)	●		
PVDF BLEND	Charcoal Gray Blend (294)	●	
	Classic Red Blend (298)	●	
	Hartford Green Blend (295)	●	
	Royal Brown Blend (296)	●	
	Statuary Bronze Blend (292)	●	
	Stone Blend (299)	●	
	T-Tone Blend (293)	●	
INFINITI	Aged Bronze Enhanced (558)	●	
	Chestnut Brown Enhanced (556)	●	
	Granite Gray Enhanced (557)	●	
	Weathered Wood Enhanced (555)	●	
GENERATIONS	Cedar HD (281)	●	
	Charcoal Gray HD (278)	●	
	Classic Red HD (277)	●	
	Copper HD (280)	●	
	Hartford Green HD (266)	●	
	Royal Brown HD (263)	●	
	T-Tone HD (268)	●	

ARROWLINE

ROOFING ACCESSORIES

	PRODUCT CODE	
	36" Wind & Water Seal	3720-000
	Length: 67'	
	6" Wind & Water Seal	3726-000
	Length: 75'	
	2" Wind & Water Seal	3727-000
	Length: 75'	
	PSU 30	3724-000
	Width: 36"	
	Length: 72'	
	Sq.Ft/Roll: 200	
	lbs/Roll: 48	
	UDL 30	3722-000
	UDL 50	3723-000
	Width: 48"	
	Length: 250'	
	Sq.Ft/Roll: 1,000	
	lbs/Roll: 40	

SOLAR MOUNTING NEW CONSTRUCTION BRACKET	3754-000
	lbs: 1
	Pieces/Ctn: 50
	lbs/Ctn: 46



Includes fasteners.

SOLAR MOUNTING RETROFIT BRACKET	3755-000
	lbs: 1.2
	Pieces/Ctn: 36
	lbs/Ctn: 42



Includes fasteners.

ARROWLINE

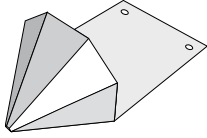
ROOFING ACCESSORIES



PRODUCT CODE

SNO GEM SNOW RETENTION PENNANT **1765-__**

Thickness: 28 Ga.
 Pieces/Ctn: 100
 lbs/Ctn: 23



TOUCH-UP PENS **3400-__**

Pen (oz): 0.3
 Pen/Ctn: 12
 lbs/Ctn:
 Ctns/Skid:
 lbs/Skid:



TOUCH-UP PAINT **3408-__**

Oz/Bottle: 2
 Pieces/Ctn: 12
 lbs/Ctn: 1



Product Code	1765	3400	3408	
Aged Bronze (537)	●	●	●	
Black- Obsidian (511)	●		●	
Cedar (261)	●	●	●	
Charcoal Gray (228)	●		●	
Chestnut Brown (539)	●	●	●	
Classic Blue (207)	●		●	
Classic Red (227)	●		●	
Copper (260)	●	●	●	
Granite Gray (538)	●	●	●	
Hartford Green (206)	●		●	
Pewter (216)	●	●	●	
Royal Brown (203)	●		●	
Sandtone (212)	●		●	
Statuary Bronze (213)	●		●	
Stone (257)	●	●	●	
T-Tone (208)	●		●	
Weathered Wood (540)	●	●	●	

PVDF SOLID

ARROWLINE

SCREWS, NAILS & TOOLS

	PRODUCT CODE	
#10 MILL FINISH ZIP SCREW	1"	3283-000
	Pieces/Jar:	500
	Qty/Ctn:	8000
	lbs/Ctn:	24
	Jars/Ctn:	16
	1-1/2"	3284-000
	Pieces/Jar:	250
	Qty/Ctn:	8000
	lbs/Ctn:	24
	Jars/Ctn:	16
	2"	3285-000
	Pieces/Jar:	250
	Qty/Ctn:	8000
	lbs/Ctn:	24
	Jars/Ctn:	16



	PRODUCT CODE	
TRUSS TORX HEAD SCREW	1"	3287-000
	Pieces/Ctn:	500
	lbs/Ctn:	3
	1-1/2"	3288-000
	Pieces/Ctn:	250
	lbs/Ctn:	2



	PRODUCT CODE	
LEFT, RIGHT, OFFSET & COMBINATION CREWLINE AVIATION SNIPS	Left AV1 Cut	3127-000
	Right AV2 Cut	3128-000
	Combo AV3 Cut	3129-000
	Left AV6 Offset	3130-000
	Right AV7 Offset	3131-000



Versatile models cut all common cold roll metal thicknesses encountered on the job, plus up to 22 ga. stainless steel.

MALCO HAND SEAMER 6"	S6R	3142-000
-----------------------------	------------	-----------------



MALCO HAND SEAMER OFFSET 3"	S3R	3143-000
------------------------------------	------------	-----------------



TENRYU STEEL PLUS X	5-3/8" 56t	3057-000
	6-1/2" 64t	3056-000
	7-1/4" 72t	3058-000
	10"	3054-000
	12"	3055-000



For ferrous metal only.

ARROWLINE

ROOFING ESTIMATION GUIDE



FIELD AREA			
TOTAL SQ FT + 15% (+/-) FOR WASTE		TOTAL SQ FT: _____	
1/2 SQUARE CARTONS		CARTONS: _____	
SHAKE	SLATE	INFINITI	GENERATIONS
COLOR: _____			
Calculate total area as normal, factor in an additional 15% for waste. With excessive Hip and Valley, it may be necessary to increase waste percentage to as much as 17%. If you are calculating a material list from a blueprint, it is necessary to factor the roof pitch. NOTE: Minimum pitch requirement is 4/12.			
4/12 = 1.054	7/12 = 1.158	10/12 = 1.302	
5/12 = 1.083	8/12 = 1.202	12/12 = 1.414	
6/12 = 1.118	9/12 = 1.250		
HIP/RIDGE ASSEMBLY: Calculate total linear footage. Add 5%, and divide by 10 for number of pieces. Vented Ridge will require three components: Trimline Venting, Ridge Starter Base and Hip/Ridge Caps. Fasten with 2" Hex Head screws. Non-Vented Ridge/Hips require two components: Starter Base with Foam and Hip/Ridge Caps. Fasten with 1-1/2" Hex Head screws.			
RIDGE ASSEMBLY			
10' LENGTHS, 5 PCS/CTN			
RIDGE STARTER BASE (WITHOUT FOAM)	1725-000	QTY: _____	
TRIMLINE VENTING	1733-000	QTY: _____	
TOTAL LINEAR FT: _____			
HIP ASSEMBLY			
10' LENGTHS, 5 PCS/CTN			
STARTER BASE (WITH FOAM)	1724-000	QTY: _____	
TOTAL LINEAR FT: _____			
HIP & RIDGE CAPS			
1' PIECES, 20 PCS/CTN			
QTY: _____		TOTAL LINEAR FT: _____	
RAKE STARTER			
10' LENGTHS, 10 PCS/CTN,			
28 GA.	1722-	QTY: _____	
TOTAL LINEAR FT: _____			
7/8" J-TRIM			
10' LENGTHS, 10 PCS/CTN,			
28 GA.	1723-	QTY: _____	
TOTAL LINEAR FT: _____			
UNDERLAYMENTS			
PSU ICE/WATER 36" X 72"	3724-000	QTY: _____	
UDL 30-YEAR 48" X 250'	3722-000	QTY: _____	
UDL 50-YEAR 48" X 250'	3723-000	QTY: _____	

EAVE STARTER			
10' LENGTHS, 10 PCS/CTN			
28 GA.	1723-	QTY: _____	
TOTAL LINEAR FT: _____			
ROLL-OVER: Calculate entire perimeter of roof area, add 5%, and divide by 10 for number of pieces. No Rake starter & J-Channel will be used.			
RAKE STARTER & J-CHANNEL: Calculate total linear footage of gable roof edge, add 5% and divide by 10 for number of pieces. Always use equal number of pieces of Rake Starter and J-Channel. (NOTE: This application requires the combination use of Eave Starter, Rake Starter and J-Channel.)			
VALLEY ASSEMBLY			
Calculate the total linear footage of valley and divide by 10 for number of pieces. Consider overlap and overhang in your measurements. Open Valley requires 2 pcs Valley Starter Strip per Valley Flashing. Measure length of valley and divide by 10'. Add enough waste for cuts and laps. Closed Valley requires three components: Valley Flashing, Valley Cap, and Filter Foam. Measure length of valley and divide by 10'. Add enough waste for cuts and laps.			
CLOSED VALLEY ASSEMBLY			
VALLEY CAP	1734-	QTY: _____	
10' LENGTHS, 5 PCS/CTN			
FILTER FOAM	3725-000	QTY: _____	
6'-6" LENGTHS, 30 PCS/CTN			
TOTAL LINEAR FT: _____			
VALLEY FLASHING			
10' LENGTHS, 5 PCS/CTN,			
28 GA.	1727-	QTY: _____	
TOTAL LINEAR FT: _____			
OPEN VALLEY STARTER			
10' LENGTHS (NEED 2 PCS. VALLEY FLASHING), 10 PCS/CTN			
28 GA.	1728-000	QTY: _____	
TOTAL LINEAR FT: _____			
ENDWALL FLASHINGS			
10' PIECES, 5 PCS/CTN			
HEAD WALL	1746-	QTY: _____	
SIDE WALL	1747-	QTY: _____	
TOTAL LINEAR FT: _____			
SHINGLE CLIPS			
FIGURE 120/SQUARE (100/BAG)			
SHINGLE CLIP	1731-000	QTY: _____	
VALLEY CLIP	1732-000	QTY: _____	
TOTAL LINEAR FT: _____			
SCREWS			
HEX HEAD			
#10 x 1" (500/JAR)	1731-000	QTY: _____	
#10 X 1-1/2" (500/JAR)	1732-000	QTY: _____	
#10 X 2" (250/JAR)	1732-000	QTY: _____	
TOTAL LINEAR FT: _____			

RAINWARE

STEEL



STEEL ELBOWS 2" x 3" **PRODUCT CODE**

Style A 1290-____

Style B 1291-____

Style 45° A 1287-____

Thickness: 28 Ga.
 Pieces/Ctn: 30
 lbs/Ctn: 18
 Ctns/Skid: 30
 lbs/Skid: 540

STEEL ELBOWS 3" x 4" **PRODUCT CODE**

Style A 1296-____

Style B 1297-____

Style 45° A 1298-____

Thickness: 28 Ga.
 Pieces/Ctn: 20
 lbs/Ctn: 22
 Ctns/Skid: 24
 lbs/Skid: 528

STEEL DOWNSPOUTS 2" x 3" **1289-**____

Length: 10'
 Thickness: 28 Ga.
 Pieces/Ctn: 10
 lbs/Ctn: 64
 Ctns/Skid: 32
 lbs/Skid: 2,048

STEEL DOWNSPOUTS 3" x 4" **1295-**____

Length: 10'
 Thickness: 28 Ga.
 Pieces/Ctn: 10
 lbs/Ctn: 82
 Ctns/Skid: 21
 lbs/Skid: 1,722

Product Code	1287, 1290, 1291	1289	1295	1296, 1297	1298
Black (711)	●	●	●	●	●
Canyon (786)	●	●	●	●	●
Cedarwood (735)	●	●	●	●	●
Charcoal Gray (728)	●	●	●	●	●
Classic Blue (707)	●	●	●	●	●
Classic Red (727)	●	●	●	●	●
Claytone (709)	●	●	●	●	●
Colonial White (720)	●	●	●	●	●
Deep Ocean (724)			●	●	●
Desert Tone (718)	●	●	●	●	●
Driftwood Gray (726)	●	●	●	●	●
Glacier White (714)	●	●	●	●	●
Hartford Green (706)			●	●	●
Iron Gray (719)			●	●	●
Mahogany (785)	●	●	●	●	●
Midnight* (1111)	●	●	●	●	●
Royal Brown (703)		●	●	●	
Rustic Brown (722)	●	●	●	●	●
Sage (790)	●	●	●	●	●
Sand Beige (721)	●	●	●	●	●
Sandtone (712)	●	●	●	●	●
Statuary Bronze (713)			●	●	
Timber (736)	●	●	●	●	●
T-Tone (708)	●	●	●	●	●
Wickertone (717)	●	●	●	●	●
Willow (792)	●	●	●	●	●
Bordeaux (842)			●	●	
Guinness (846)			●	●	
Onyx (843)			●	●	
Sapphire (844)			●	●	
Sedona (845)			●	●	
Tuscan (841)			●	●	
Canyon HD (886)			●	●	●
Cedarwood HD (835)			●	●	●
Mahogany HD (885)			●	●	●

*Midnight is SMP ENTEX® without the beads.

RAINWARE

ALUMINUM



PRODUCT CODE

ALUMINUM ELBOWS 2" x 3" **Style A 1258-__**

Style B 1259-__

Style 45° A 1262-__

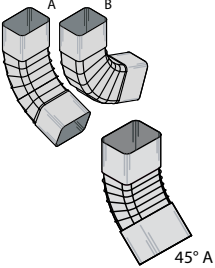
Thickness: .019"

Pieces/Ctn: 30

lbs/Ctn: 8

Ctns/Skid: 32

lbs/Skid: 800



ALUMINUM ELBOWS 3" x 4" **Style A 1246-__**

Style B 1247-__

Style 45° A 1248-__

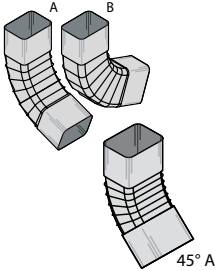
Thickness: .019"

Pieces/Ctn: 20

lbs/Ctn: 9

Ctns/Skid: 24

lbs/Skid: 216



ALUMINUM DOWNSPOUTS **1257-__**

2" x 3"

Length: 10'

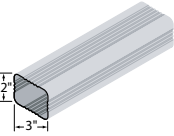
Thickness: .019"

Pieces/Ctn: 10

lbs/Ctn: 25

Ctns/Skid: 32

lbs/Skid: 800



ALUMINUM DOWNSPOUTS **1245-__**

3" x 4"

Length: 10'

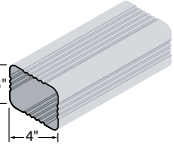
Thickness: .019"

Pieces/Ctn: 10

lbs/Ctn: 33

Ctns/Skid: 24

lbs/Skid: 600

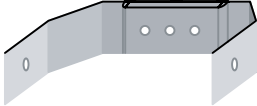



Product Code	1245	1246-1248	1257	1258, 1259	1262
Polar White (001)	●	●	●	●	●
30 Degree White	●	●			
Almond Cream (702)	●	●	●	●	●
Antique Parchment (715)	●	●	●	●	●
Black (711)	●	●	●	●	●
Canyon (786)	●	●			
Charcoal Gray (728)	●	●	●	●	●
Claytone (709)	●	●	●	●	●
Colonial White (720)	●	●	●	●	●
Deep Ocean (724)	●	●			
Desert Tone (718)	●	●	●	●	●
Driftwood Gray (726)	●	●	●	●	
Glacier White (714)	●	●	●	●	●
Hartford Green (706)	●	●			
Heritage Gray (710)	●	●			
Iron Gray (719)	●	●	●	●	●
Midnight* (1111)	●	●	●	●	
Royal Brown (703)	●	●	●	●	●
Rustic Brown (722)	●	●	●	●	●
Sand Beige (721)	●	●	●	●	●
Sandtone (712)	●	●	●	●	●
Statuary Bronze (713)	●	●	●	●	●
Timber (736)	●	●			
T-Tone (708)	●	●	●	●	●
Wickertone (717)	●	●	●	●	●

*Midnight is SMP (ENTEX® without the texture).

RAINWARE


ACCESSORIES


	PRODUCT CODE	
ALUMINUM DOWNSPOUT U-BAND	2" x 3"	1263-___
	3" x 4"	1264-___
	Thickness: .032"	
	Pieces/Ctn: 100	
	lbs/Ctn: 3	

	PRODUCT CODE	
ALUMINUM DOWNSPOUT PIPE BAND	1260-___	
	Thickness: .019"	
	Pieces/Ctn: 100	
	lbs/Ctn: 4	
	Ctns/Skid: 24	
	lbs/Skid: 528	

For use with 2" x 3" Downspots & Elbows.

	PRODUCT CODE	
ALUMINUM GUTTER ROLLOFF	1149-___	
	Length: 40' Max	
	Thickness: .032"	

	PRODUCT CODE	
GUTTERWORKS HINGES	3215-001	
	2" x 3" Style A	3216-001
	2" x 3" Style B	3217-001
	3" x 4" Style A	3218-001
	3" x 4" Style B	

	PRODUCT CODE	
ZIP-HINGE DOWNSPOUT, WHITE (2 PAIR)	3219-001	
	Pieces/Ctn: 24	
	lbs/Ctn: 8.16	







Each bag is packed with white zip screws and downspout retainers.

Product Code	1149	1260	1263	1264	
Polar White (001)	●	●	●	●	
Almond Cream (702)	●		●	●	
Antique Parchment (715)	●		●	●	
Black (711)	●		●	●	
Canyon (786)	●		●	●	
Cedarwood (735)	●		●	●	
Charcoal Gray (728)	●		●	●	
Classic Blue (707)	●		●	●	
Classic Red (727)	●		●	●	
Claytone (709)	●		●	●	
Colonial White (720)	●		●	●	
Deep Ocean (724)					
Desert Tone (718)	●		●	●	
Driftwood Gray (126)	●		●	●	
Glacier White (714)	●	●	●	●	
Hartford Green (706)	●			●	
Heritage Gray (710)				●	
Iron Gray (719)					
Mahogany (785)	●		●	●	
Royal Brown (703)	●		●	●	
Rustic Brown (722)	●		●	●	
Sage (790)	●		●	●	
Sand Beige (721)	●		●	●	
Sandtone (712)	●		●	●	
Statuary Bronze (713)	●		●	●	
Timber (736)	●		●	●	
T-Tone (708)	●		●	●	
Wickertone (717)	●		●	●	
Willow (792)	●		●	●	

ENTEX®

RAINWARE


ACCESSORIES

	PRODUCT CODE		PRODUCT CODE
6" E-Z DROP GUTTER GUARD ALUMINUM	3220-000	Length: 4' Pieces/Ctn: 25 lbs/Ctn: 20	6" GUTTER GUARD Length: 4' Pieces/Ctn: 25 lbs/Ctn: 26
			
5" LEAF RELIEF BY PLYGEM	Retrofit 3265-000	Pieces/Ctn: 32	EXTREME 5" GUTTER GUARD FASCIA MOUNT MITERS
	IS Corner 3267-000		OS Miter 3234-001
	OS Corner 3268-000	Length: 10'	IS Miter 3235-001
		Pieces/Ctn: 20	Pieces/Ctn: 5
			
EXTREME FLATBACK MOUNT	3232-000	Pieces/Ctn: 20	EXTREME 5" GUTTER GUARD FLAT BACK MITERS
		lbs/Piece: 1.05	IS Miter 3237-001
		lbs/Ctn: 21	Pieces/Ctn: 5
5" x 5' Mill.			
EXTREME FASCIA MOUNT	3233-000	Pieces/Ctn: 20	E-Z SMOOTH FLOW GUTTER GUARD 5" x 6'
		lbs/Piece: 1	Polar White 3228-001
		lbs/Ctn: 20	Black 3228-011
5" x 5' Mill.			Pieces/Ctn: 40
			lbs/Piece: 0.7
			lbs/Ctn: 28
			
5" GUTTER GUARD	3222-011	Length: 4'	E-Z SMOOTH FLOW GUTTER GUARD 6" x 6'
		Pieces/Ctn: 25	Polar White 3227-001
		lbs/Ctn: 22	Black 3227-011
			Pieces/Ctn: 40
			lbs/Piece: 0.7
			lbs/Ctn: 28
			

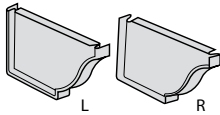
RAINWARE

ACCESSORIES

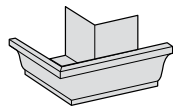
	PRODUCT CODE
ALUMINUM SLIP JOINT GUTTER CONNECTOR	3201-001
Thickness: .019"	
Pieces/Ctn: 50	
Lbs/Ctn: 5	



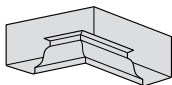
	5" Right	1266-__
ALUMINUM END CAPS		
	5" Left	1265-__
	6" Right	1271-__
	6" Left	1270-__
Thickness: .019"		
Pieces/Ctn: 50		
Lbs/Ctn: 3		



	1252-__
ALUMINUM OUTSIDE BOX MITER	
Thickness: .019"	
Pieces/Ctn: 20	
Lbs/Ctn: 7	



	1253-__
ALUMINUM INSIDE BOX MITER	
Length: .019"	
Pieces/Ctn: 20	
Lbs/Ctn: 7	



Product Code	1252	1253	1265, 1266	1270, 1271	
30 Degree White (030)	●	●	●		
Polar White (001)	●	●	●	●	
Almond Cream (702)	●	●	●	●	
Antique Parchment (715)	●	●	●	●	
Black (711)	●	●	●	●	
Canyon (786)			●		
Cedarwood (735)			●	●	
Charcoal Gray (728)			●	●	
Classic Blue (707)			●		
Classic Red (727)			●		
Claytone (709)	●	●	●	●	
Colonial White (720)	●	●	●	●	
Deep Ocean (724)					
Desert Tone (718)	●	●	●	●	
Driftwood Gray (126)			●	●	
Glacier White (714)	●	●	●	●	
Hartford Green (706)	●	●	●	●	
Iron Gray (719)	●	●	●	●	
Mahogany (785)			●		
Royal Brown (703)	●	●	●	●	
Rustic Brown (722)			●	●	
Sage (790)			●		
Sand Beige (721)	●	●	●		
Sandtone (712)	●	●	●	●	
Statuary Bronze (713)	●	●	●	●	
Timber (736)			●	●	
T-Tone (708)	●	●	●	●	
Wickertone (717)	●	●	●	●	
Willow (792)			●		

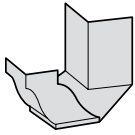
ENTEX®

RAINWARE

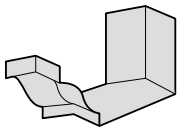
ACCESSORIES



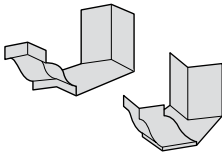
		PRODUCT CODE
5" OUTSIDE STRIP MITER ALUMINUM	90° Outside	1255-__
	45° Outside	3250-001
Thickness: .032"		
Pieces/Ctn: 20		
lbs/Ctn: 3		



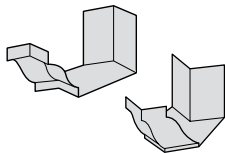
5" INSIDE STRIP MITER ALUMINUM	90° Inside	1256-__
	45° Inside	3251-001
Thickness: .032"		
Pieces/Ctn: 20		
lbs/Ctn: 3		



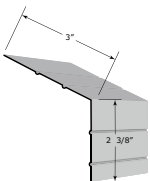
6" OUTSIDE STRIP MITER ALUMINUM	90° Outside	1272-__
	45° Outside	3238-001
Thickness: .032"		
Pieces/Ctn: 20		
lbs/Ctn: 3		



6" INSIDE STRIP MITER ALUMINUM	90° Inside	1273-__
	45° Inside	3239-001
Thickness: .032"		
Pieces/Ctn: 20		
lbs/Ctn: 3		



GUTTER APRON ALUMINUM	1267-__
Thickness: .019"	
Length: 10'	
Pieces/Ctn: 25	
lbs/Ctn: 26	



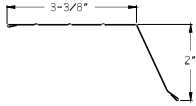
Product Code	1255, 1256	1267	1272, 1273	3250, 3251	
30 Degree White (030)	●	●			
Polar White (001)	●	●	●	●	
Almond Cream (702)	●	●	●	●	
Antique Parchment (715)	●	●	●	●	
Black (711)	●	●	●	●	
Canyon (786)	●	●	●		
Cedarwood (735)	●	●	●	●	
Charcoal Gray (728)	●	●	●	●	
Classic Blue (707)	●	●	●		
Classic Red (727)	●	●	●		
Claytone (709)	●	●	●	●	
Colonial White (720)	●	●	●	●	
Deep Ocean (724)	●	●	●	●	
Desert Tone (718)	●	●	●	●	
Driftwood Gray (126)	●	●	●	●	
Glacier White (714)	●	●	●	●	
Hartford Green (706)	●	●		●	
Iron Gray (719)	●	●	●	●	
Mahogany (785)	●	●	●		
Royal Brown (703)	●	●	●	●	
Rustic Brown (722)	●	●	●	●	
Sage (790)	●	●	●		
Sand Beige (721)	●		●		
Sandtone (712)	●	●	●	●	
Statuary Bronze (713)	●	●	●	●	
Timber (736)	●	●	●	●	
T-Tone (708)	●	●	●	●	
Wickertone (717)	●	●	●	●	
Willow (792)	●	●	●		

ENTEX®

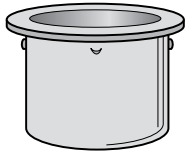
RAINWARE

ACCESSORIES

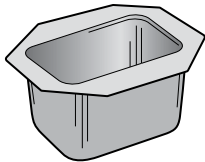
		PRODUCT CODE	
HEMMED GUTTER APRON	Steel	1269-	_____
	Thickness:	30 Ga.	
	lbs/Ctn:	58	
Aluminum	1277-	_____	
	Thickness:	.019"	
	lbs/Ctn:	25	
	Length:	10'	
	Pieces/Ctn:	20	



DROP OUTLET TUBE, ROUND, ALUMINUM	2-3/8"	3245-000
	lbs/Ctn:	11
2-3/4"	3247-000	
	Thickness:	.019"
	Pieces/Ctn:	250
	lbs/Ctn:	12



DROP OUTLET TUBE, RECTANGLE, ALUMINUM	2" x 3"	3246-000
	Pieces/Ctn:	200
3" x 4"	3248-000	
	Thickness:	.019"
	Pieces/Ctn:	50
	lbs/Ctn:	6



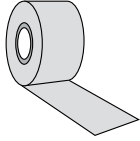
	Product Code	1269	1277	
ENTEX®	30 Degree White (030)		●	
	Polar White (001)	●	●	
	Almond Cream (702)		●	
	Antique Parchment (715)		●	
	Black (711)	●	●	
	Canyon (786)		●	
	Charcoal Gray (728)	●	●	
	Claytone (709)		●	
	Desert Tone (718)		●	
	Hartford Green (706)		●	
	Iron Gray (719)	●	●	
	Royal Brown (703)	●	●	
	Rustic Brown (722)		●	
	Sandtone (712)	●	●	
	Statuary Bronze (713)	●	●	
T-Tone (708)	●	●		
Wickertone (717)		●		

GUTTER COIL

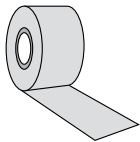
RAINWARE ACCESSORIES



	PRODUCT CODE
11-7/8" GUTTER COIL & ROLL OFF, ALUMINUM	1284-___
Width: 11-7/8"	
Thickness: .032"	
Ft/lb: 2.25	
lbs/Roll: 300-400	




	PRODUCT CODE
15" GUTTER COIL & ROLL OFF, ALUMINUM	1283-___
Width: 15"	
Thickness: .032"	
Ft/lb: 1.8	
lbs/Roll: 300-400	




	Product Code	1283	1284	
	Polar White (001)	●	●	
ENTEX®	Almond Cream (702)	●	●	
	Antique Parchment (715)	●	●	
	Black (711)	●	●	
	Canyon (786)		●	
	Cedarwood (735)		●	
	Charcoal Gray (728)	●	●	
	Classic Blue (707)		●	
	Classic Red (727)		●	
	Claytone (709)	●	●	
	Colonial White (720)	●	●	
	Deep Ocean (724)		●	
	Desert Tone (718)	●	●	
	Driftwood Gray (126)	●	●	
	Glacier White (714)	●	●	
	Hartford Green (706)		●	
	Iron Gray (719)	●	●	
	Mahogany (785)		●	
	Royal Brown (703)	●	●	
	Rustic Brown (722)	●	●	
	Sage (790)		●	
	Sand Beige (721)		●	
	Sandtone (712)	●	●	
	Statuary Bronze (713)	●	●	
	Timber (736)		●	
	T-Tone (708)	●	●	
Wickertone (717)	●	●		
Willow (792)		●		

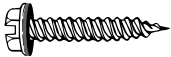
SCREWS/NAILS

RAINWARE ACCESSORIES

		PRODUCT CODE
GUTTER HANGER SCREWS	#10 x 1-1/2"	3286-000
	Pieces/Jar: 250	
	Jars/Ctn: 16	
	lbs/Ctn: 48	

PAINTED ZIP SCREWS	#8 x 1/2"	3280-__
	Pieces/Bag: 100	
	Bags/Ctn: 100	
	lbs/Ctn: 30	

1/2" ALUMINUM POP-RIVET	#8 x 1/2"	3261-__
	Length: 1/2"	
	Pieces/Pkg: 100	
	lbs/Pkg: 1	

#8 MILL FINISH ZIP SCREW	1/2"	3281-000
	1"	3282-000
	Pieces/Bag: 100	
	Pieces/Jar: 500	
	Jars/Ctn: 16	
	lbs/Jar: 3	

Product Code	3261	3280			
No Color (000)	●				
Polar White (001)	●	●			
Almond Cream (702)	●	●			
Antique Parchment (715)		●			
Black (711)	●	●			
Canyon (786)		●			
Cedarwood (735)		●			
Charcoal Gray (728)		●			
Classic Blue (707)		●			
Classic Red (727)		●			
Claytone (709)		●			
Colonial White (720)		●			
Copper (260)		●			
Deep Ocean (724)		●			
Desert Tone (718)		●			
Driftwood Gray (126)	●	●			
Glacier White (714)		●			
Heritage Gray (010)		●			
Iron Gray (719)		●			
Mahogany (785)		●			
Pewter (216)		●			
Royal Brown (703)	●	●			
Sage (790)		●			
Sandtone (712)	●	●			
Sherwood Green (134)		●			
Statuary Bronze (713)		●			
Stone (257)		●			
Timber (736)		●			
T-Tone (708)	●	●			
Wickertone (717)		●			
Willow (792)		●			

ADHESIVES/SEALANTS

RAINWARE ACCESSORIES

PRODUCT CODE

**RUSCOE GUTTER MASTIC
12-1**

3242-000



Capacity: 1/10 gal
Pieces/Ctn: 24
lbs/Ctn: 30

Aluminum Fortified Adhesive.

**RUSCOE GUTTER PERMANENT
SEALANT**

3240-000



Capacity: 4 oz
Pieces/Ctn: 12
lbs/Ctn: 6

**RUSCOE GUTTER MASTIC
12-3**

3249-000



Capacity: 10 oz
Pieces/Ctn: 24
lbs/Ctn: 30

Self-Leveling Sealant.

**GEOCEL 2300 TRIPOLYMER
SEALANT**

Clear 3390-000

White 3390-001

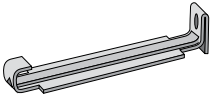


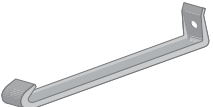
Capacity: 10 oz
Pieces/Ctn: 24
lbs/Ctn: 30


Paintable, dries clear and will not crack.


RAINWARE


ACCESSORIES


	PRODUCT CODE	
	5"	3294-000
	Pieces/Ctn:	500
	lbs/Ctn:	67
	6"	3295-000
	Pieces/Ctn:	500
	lbs/Ctn:	76

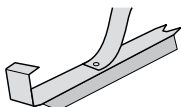
	PRODUCT CODE	
	5"	3204-000
	5" Keg	3205-000
	6"	3299-000
	6" Keg	3200-000
	Pieces/Ctn:	100
Pieces/Keg:	1,000	
lbs/Ctn:	4	
lbs/Keg:	35	

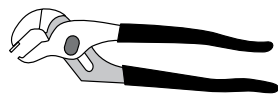
	PRODUCT CODE	
	3212-000	
	Pieces/Ctn:	50
	lbs/Ctn:	5

	PRODUCT CODE	
	3211-000	
	Pieces/Ctn:	100
	lbs/Ctn:	8

	PRODUCT CODE	
	3296-000	
	Pieces/Ctn:	100
	lbs/Ctn:	3

	PRODUCT CODE	
	5"	3202-001
	Pieces/Box:	100
	lbs/Box:	2.5

	PRODUCT CODE	
	3206-000	
	Pieces/Ctn:	100
	lbs/Ctn:	8

	PRODUCT CODE	
	3270-000	
	lbs/Ctn:	1


	PRODUCT CODE	
	5"	3203-000
	Pieces/Ctn:	100
	lbs/Ctn:	8

Aluminum. Comes with 3.5" screw.


	PRODUCT CODE	
	3113-000	
	Punches 5/32" x3/4" horizontal slot.	

RAINWARE


ACCESSORIES

		PRODUCT CODE
	MALCO GUTTER PUNCH	
	Tool Frame	3254-000
	2" x 3" Rectangular	3255-000
	2" x 3" X-Style	3256-000
	3" x 4" Rectangular	3257-000
	3" x 4" X-Style	3264-000

Use a ratcheting punch to knockout 2" x 3", 2" x 3" X-Out & 3" x 4".

	HEX DRIVER	1/4" x 1-3/4"	3258-000
		1/4" x 4"	3259-000
		5/16" x 2-9/16"	3275-000

	REVERSABLE 6" HEX DRIVER	1/4" x 5/16"	3155-000
-------------------------------------------------------------------------------------	---------------------------------	--------------	----------

		PRODUCT CODE
	LEFT, RIGHT, OFFSET & COMBINATION CREWLINE AVIATION SNIPS	
	Left AV1 Cut	3127-000
	Right AV2 Cut	3128-000
	Combo AV3 Cut	3129-000
	Left AV6 Offset	3130-000
	Right AV7 Offset	3131-000

Versatile models cut all common cold roll metal thicknesses encountered on the job, plus up to 22 ga. stainless steel.

	MALCO HAND SEAMER 6"	S6R	3142-000
-----------------------------------------------------------------------------------	-----------------------------	-----	----------

	MALCO HAND SEAMER OFFSET 3"	S3R	3143-000
-----------------------------------------------------------------------------------	------------------------------------	-----	----------

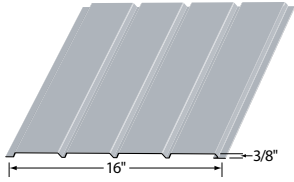
	SL-2 SNAP LOCK (END CAP) PUNCH		3110-000
-------------------------------------------------------------------------------------	---------------------------------------	--	----------

Slide adjustment for throat depth allows setting from 1/4" to 5/8" depth.

SOFFIT



PLAIN QUAD SOFFIT ALUMINUM

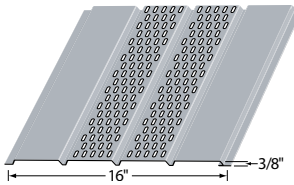


PRODUCT CODE

1470-__

Length: 12'
 Thickness: .019"
 Width: 16"
 Pieces/Ctn: 12
 Sq.Ft./Ctn: 192
 lbs/Ctn: 58
 Ctns/Skid: 30
 lbs/Skid: 1,740


CENTER-VENT QUAD SOFFIT ALUMINUM



1474-__

Length: 12'
 Thickness: .019"
 Width: 16"
 Pieces/Ctn: 12
 Sq.Ft./Ctn: 192
 lbs/Ctn: 58
 Ctns/Skid: 30
 lbs/Skid: 1,740


CENTER-VENT TRI SOFFIT ALUMINUM



1484-__

Length: 12'
 Thickness: .019"
 Width: 12"
 Pieces/Ctn: 16
 Sq.Ft./Ctn: 192
 lbs/Ctn: 57
 Ctns/Skid: 30
 lbs/Skid: 1,710

PLAIN TRI SOFFIT ALUMINUM



1480-__

Length: 12'
 Thickness: .019"
 Width: 12"
 Pieces/Ctn: 16
 Sq.Ft./Ctn: 192
 lbs/Ctn: 57
 Ctns/Skid: 30
 lbs/Skid: 1,710

Product Code	1470	1474	1480	1484	
Polar White (001)	●	●	●	●	
Almond Cream (702)	●	●	●	●	
Antique Parchment (715)	●	●	●	●	
Black (711)	●	●	●	●	
Canyon (786)	●	●	●	●	
Cedarwood (735)	●	●			
Charcoal Gray (728)	●	●	●	●	
Classic Red (727)	●	●			
Claytone (709)	●	●	●	●	
Colonial White (720)	●	●			
Desert Tone (718)	●	●	●	●	
Driftwood Gray (726)	●	●			
Glacier White (714)	●	●			
Hartford Green (706)	●	●	●	●	
Iron Gray (719)	●	●			
Mahogany (785)	●	●			
Midnight* (1111)	●	●	●	●	
Royal Brown (703)	●	●	●	●	
Rustic Brown (722)	●	●	●	●	
Sand Beige (721)	●	●			
Sandtone (712)	●	●	●	●	
Stat Bronze (713)	●	●	●	●	
Timber (736)	●	●			
T-Tone (708)	●	●	●	●	
Wickertone (717)	●	●	●	●	

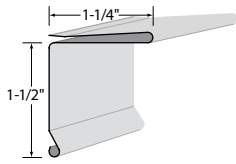
*Midnight is SMP (ENTEX® without the texture).

SOFFIT

ACCESSORIES

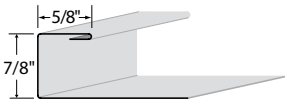


SNAP-ON FRIEZE TRIM **PRODUCT CODE** **1072-__**



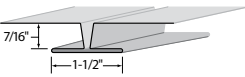
Length: 12'
 Thickness: 28 Ga.
 Pieces/Ctn: 25
 lbs/Ctn: 72

J-CHANNEL - 7/16" **PRODUCT CODE** **1028-__**



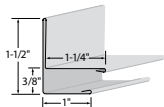
Length: 12'
 Thickness: .019"
 Pieces/Ctn: 25
 lbs/Ctn: 19
 Ctns/Skid: 56
 lbs/Skid: 1,064

MITRE MOULDING **PRODUCT CODE** **1200-__**



Length: 12'
 Thickness: .019"
 Pieces/Ctn: 15
 lbs/Ctn: 15

F-CHANNEL (REVERSIBLE) **PRODUCT CODE** **1191-__**



Length: 12'
 Thickness: .019"
 Pieces/Ctn: 25
 lbs/Ctn: 32
 Ctns/Skid: 56
 lbs/Skid: 1,792

Product Code	1028	1072	1191	1200	
Polar White (001)	●	●	●	●	
Almond Cream (702)	●		●	●	
Antique Parchment (715)	●	●	●	●	
Black (711)	●	●	●	●	
Canyon (786)	●	●	●	●	
Cedarwood (735)	●	●	●		
Charcoal Gray (728)	●	●	●	●	
Classic Red (727)	●	●	●		
Claytone (709)	●	●	●	●	
Colonial White (720)	●	●	●	●	
Deep Ocean (724)		●			
Desert Tone (718)	●	●	●	●	
Driftwood Gray (726)	●	●	●		
Glacier White (714)	●	●	●	●	
Hartford Green (706)	●		●	●	
Iron Gray (719)	●	●	●	●	
Mahogany (785)	●	●	●		
Midnight* (1111)	●	●	●	●	
Royal Brown (703)	●	●	●	●	
Rustic Brown (722)	●	●	●	●	
Sand Beige (721)	●	●	●		
Sandtone (712)	●	●	●	●	
Stat Bronze (713)	●	●	●	●	
Timber (736)	●	●	●		
T-Tone (708)	●	●	●	●	
Wickertone (717)	●	●	●	●	

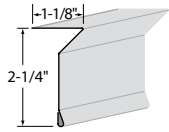
*Midnight is SMP (ENTEX® without the texture).

SOFFIT

ACCESSORIES



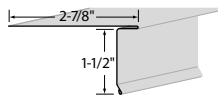
PRODUCT CODE
DRIP EDGE: QUICK START STEEL **1178-__**



Polar White 1179-001

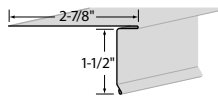
Length: 12'
 Thickness: 28 Ga.
 Pieces/Ctn: 25
 lbs/Ctn: 64

DRIP EDGE: STYLE D STEEL **1177-__**



Length: 10'
 Thickness: 28 Ga.
 Pieces/Ctn: 25
 lbs/Ctn: 70
 Ctns/Skid: 40
 lbs/Skid: 2,800

DRIP EDGE: STYLE D ALUMINUM **1171-__**



Length: 12'
 Thickness: .019"
 Pieces/Ctn: 25
 lbs/Ctn: 30

PASLODE LITE LINE SOFFIT STAPLER **N18-125 3502-000**



Product Code	1171	1177	1178		
Polar White (001)	●	●			
Almond Cream (702)	●	●	●		
Antique Parchment (715)	●	●	●		
Black (711)	●	●	●		
Canyon (786)	●	●	●		
Cedarwood (735)		●	●		
Charcoal Gray (728)	●	●	●		
Classic Red (727)		●	●		
Claytone (709)	●	●	●		
Colonial White (720)		●	●		
Desert Tone (718)	●	●	●		
Driftwood Gray (726)		●	●		
Glacier White (714)		●	●		
Hartford Green (706)	●	●	●		
Iron Gray (719)	●	●	●		
Mahogany (785)		●	●		
Midnight* (1111)	●	●	●		
Royal Brown (703)	●	●	●		
Rustic Brown (722)	●	●	●		
Sand Beige (721)		●	●		
Sandtone (712)	●	●	●		
Stat Bronze (713)	●	●	●		
Timber (736)		●	●		
T-Tone (708)	●	●	●		
Wickertone (717)	●	●	●		

*Midnight is SMP (ENTEX® without the texture).

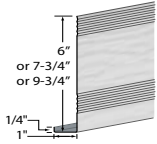
FASCIA

STEEL



4" FASCIA **PRODUCT CODE**
1194-__

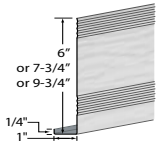
Length: 10'
Thickness: 28 Ga.
Pieces/Ctn: 20
lbs/Ctn: 60
Ctns/Skid: 25
lbs/Skid: 1,500



Woodgrain with ribs.

6" - 10' FASCIA **PRODUCT CODE**
1192-__

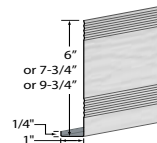
Length: 10'
Thickness: 28 Ga.
Pieces/Ctn: 20
lbs/Ctn: 85
Ctns/Skid: 60
lbs/Skid: 5,100



Woodgrain with ribs.

6" - 12' FASCIA **PRODUCT CODE**
1193-__

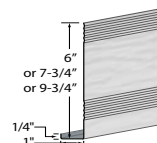
Length: 12'
Thickness: 28 Ga.
Pieces/Ctn: 20
lbs/Ctn: 102



Woodgrain with ribs.

8" FASCIA **PRODUCT CODE**
1198-__

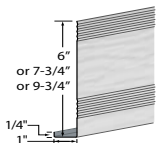
Length: 10'
Thickness: 28 Ga.
Pieces/Ctn: 20
lbs/Ctn: 106
Ctns/Skid: 40
lbs/Skid: 4,240



Woodgrain with ribs.

10" FASCIA **PRODUCT CODE**
1195-__

Length: 10'
Thickness: 28 Ga.
Pieces/Ctn: 12
lbs/Ctn: 80



Woodgrain with ribs.

Product Code	1192	1193	1194	1195	1198
Polar White (001)	●	●	●	●	●
Almond Cream (702)	●			●	●
Antique Parchment (715)	●			●	●
Black (711)	●			●	●
Canyon (786)	●			●	●
Cedarwood (735)	●			●	●
Charcoal Gray (728)	●			●	●
Classic Red (727)	●			●	●
Claytone (709)	●			●	●
Colonial White (720)	●				●
Desert Tone (718)	●			●	●
Driftwood Gray (726)	●			●	●
Glacier White (714)	●			●	●
Hartford Green (706)	●			●	●
Iron Gray (719)	●			●	●
Mahogany (785)	●			●	●
Midnight* (1111)	●	●	●	●	●
Royal Brown (703)	●			●	●
Rustic Brown (722)	●			●	●
Sand Beige (721)	●				●
Sandtone (712)	●	●		●	●
Statuary Bronze (713)	●			●	●
Timber (736)	●			●	●
T-Tone (708)	●			●	●
Wickertone (717)	●			●	●


*Midnight is SMP (ENTEX® without the texture).

FASCIA

ALUMINUM, SMOOTH ▶▶▶

PRODUCT CODE

4" FASCIA **1140-001**



Length: 12'

Thickness: .024"

Pieces/Ctn: 25

lbs/Ctn: 50

Smooth with ribs.

6" FASCIA **1141-__**



Length: 12'


Thickness: .024"

Pieces/Ctn: 25

lbs/Ctn: 67

Smooth with ribs.

8" FASCIA **1142-__**



Length: 12'


Thickness: .024"

Pieces/Ctn: 25

lbs/Ctn: 83

Smooth with ribs.

10" FASCIA **1143-__**



Length: 12'

Thickness: .024"

Pieces/Ctn: 25

lbs/Ctn: 100

Smooth with ribs.

Product Code	1140	1141	1142	1143	
Polar White (001)	●	●	●	●	
Almond Cream (702)		●	●	●	
Antique Parchment (715)		●	●	●	
Black (711)		●	●	●	
Canyon (786)		●	●	●	
Charcoal Gray (728)		●	●	●	
Claytone (709)		●	●	●	
Desert Tone (718)		●	●	●	
Hartford Green (706)		●	●	●	
Iron Gray (719)		●			
Midnight* (1111)		●	●	●	
Royal Brown (703)		●	●	●	
Rustic Brown (722)		●	●	●	
Sandtone (712)		●	●	●	
Statuary Bronze (713)		●	●	●	
T-Tone (708)		●	●	●	
Wickertone (717)		●	●	●	

*Midnight is SMP (ENTEX® without the texture).

FASCIA

ALUMINUM, WOODGRAIN



PRODUCT CODE

4" FASCIA **1130-__**

Length: 12'
 Thickness: .024"
 Pieces/Ctn: 25
 lbs/Ctn: 50



Woodgrain with no ribs.

6" FASCIA **1131-__**

Length: 12'
 Thickness: .024"
 Pieces/Ctn: 25
 lbs/Ctn: 67



Woodgrain with no ribs.

8" FASCIA **1132-__**

Length: 12'
 Thickness: .024"
 Pieces/Ctn: 25
 lbs/Ctn: 83



Woodgrain with no ribs.

10" FASCIA **1133-__**

Length: 12'
 Thickness: .024"
 Pieces/Ctn: 25
 lbs/Ctn: 100



Woodgrain with no ribs.

Product Code	1130	1131	1132	1133	
Polar White (001)	●	●	●	●	
Almond Cream (702)		●	●	●	
Antique Parchment (715)		●	●	●	
Black (711)		●	●	●	
Canyon (786)		●	●	●	
Charcoal Gray (728)		●	●	●	
Claytone (709)		●	●	●	
Desert Tone (718)		●	●	●	
Hartford Green (706)		●	●	●	
Iron Gray (719)		●	●		
Midnight* (1111)	●	●	●	●	
Royal Brown (703)		●	●	●	
Rustic Brown (722)		●	●	●	
Sandtone (712)		●	●	●	
Statuary Bronze (713)		●	●	●	
T-Tone (708)		●	●	●	
Wickertone (717)		●	●	●	

*Midnight is SMP ENTEX® without the beads.

FASCIA

ACCESSORIES



PRODUCT CODE
MAZE DOUBLE HOT-DIPPED GALVANIZED TRIM NAILS **3278-___**
 Length: 1-1/2"
 lbs/Ctn: 1



PRODUCT CODE
PAINTED STAINLESS STEEL TRIM NAILS **3279-___**
 Length: 1-1/2"
 lbs/Ctn: 1



Product Code	3278	3279			
No Color (000)	●	●			
Polar White (001)		●			
Almond Cream (702)	●				
Antique Parchment (715)	●	●			
Black (711)	●	●			
Canyon (786)	●	●			
Cedarwood (735)	●	●			
Charcoal Gray (728)	●	●			
Classic Blue (707)	●	●			
Classic Red (727)	●	●			
Claytone (709)	●	●			
Colonial White (720)	●				
Deep Ocean (724)	●	●			
Desert Tone (718)	●	●			
Driftwood Gray (726)	●	●			
Glacier White (714)	●	●			
Heritage Gray (010)		●			
Hartford Green (706)	●				
Iron Gray (719)	●	●			
Mahogany (785)	●	●			
Midnight* (1111)	●				
Royal Brown (703)	●	●			
Rustic Brown (722)	●				
Sage (790)	●	●			
Sandtone (712)	●				
Sand Beige (721)	●	●			
Statuary Bronze (713)	●	●			
Timber (736)	●	●			
T-Tone (708)	●	●			
Wickertone (717)	●	●			
Willow (792)	●	●			

*Midnight is SMP ENTEX® without the beads.

PERSPECTIVES SPECIFICATIONS



TECHNICAL DATA

Substrate: Roll-formed, CS Type B - 0.02" (nominal) thick G90 hot-dipped galvanized steel complying with ASTM A653

Application: Wall, soffit

Minimum Ultimate Tensile Strength: Complies with ASTM A653

Minimum Ultimate Yield Strength: 33,000–55,000 psi

Minimum Elongation: >20%

Modulus of Elasticity: 30

Coefficient of Linear Expansion: 6.7 u-in/in/°F

Melting Range: 2600°F

Thickness: 0.02", 26ga

Coating:

Woodgrain Finish: Electron-beam-cured proprietary inkjet print at 400dpi

Solid Color Finish: Silicone Modified Polyester

Fastening System: Concealed

Warranty: 20-year limited warranty

MATERIAL DATA

100% Recyclable

Recycled Content: Up to 80%

VOC Free

Lead Free

DIMENSIONS

Panel Length: 12'

Panel Coverage: 4", 6"

Panel Depth: 0.75"

Ventilation Openings: 0.156 x 0.375

Ventilation Intervals: 1.375"

Ventilation Maximum:

- 4" panel: 4.07 sq.in/Lft
- 6" panel: 3.05 sq.in/Lft

Course Spacing:

- 0.1" (tight)
- 0.3" (nickel gap)

WARRANTY

Please refer to our Warranty page on our website. Visit www.edcoproducts.com/support/warranty.html.

ENDURA SPECIFICATIONS



GENERAL CHARACTERISTICS

EDCO Steel-Kore® steel siding is intended for sidewall installation on residential or commercial exterior applications in new construction or remodeling with or without sheathing type or drop in insulation or underlayment. Siding to be manufactured with an embossed finish. The ENTEX® finish has Cool Chemistry pigments in it so it meets EnergyStar® requirements.

MATERIAL SPECIFICATIONS - METAL

EDCO Steel-Kore® steel siding and steel siding accessories shall be coated with an ENTEX® finish and made with CS Type B steel of the specified color and texture fabricated from nominal 28 gauge galvanized steel coil, with both sides zinc-coated by the continuous hot dipped galvanizing method.

Tensile Strength (PSI) 50,000

Yield Strength (PSI) . . . 35,000

All material conforms to ASTM A653/A653M-05.

- A.) Clapboards shall provide 6", 8", Double 4" and Double 5" Dutchlap exposure and shall be furnished in lengths calculated to total 100 square feet exposed area per carton. The product shall be formed at the factory with a nailing flange to interlock securely with successive courses.
- B.) Vertical siding to be formed at the factory with a board and batten appearance having a batten width of approximately 2" and standard widths of 12" calculated to a total 100 square feet of exposure area per carton.

MATERIAL SPECIFICATIONS - PAINT

EDCO Steel-Kore® steel siding shall be in accordance with EDCO manufacturing specifications including:

Paint preparation: Both sides chemically cleaned with an alkaline "Henkel 8686" cleaner.
Dry in place chrome conversion coating with Henkel "Bonderite 1402W" applied to both sides.

ENTEX® Paint System: Prime Coat – AkzoNobel's 60000 Universal corrosion-resistant Primer.
Top Coat – AkzoNobel's CERAM-A-STAR® 1050 with Akzo's Cool Chemistry pigments, average film thickness 1.0 mil.
HD Imaging – AkzoNobel's specialty formulated top coat finish.
Back Coat – Kel Coatings waterbase or a polyester composition corrosion-resisting backer.

MANUFACTURING

- Panel:
- A. 8" exposure x 12'6" long, 9/16" butt
 - B. Double 4" exposure x 12'6" long, 1/2" butt
 - C. Double 5" Dutchlap exposure 12'0" long, 9/16" butt
 - D. 6" exposure x 12'6" long, 1/2" butt
 - E. Vertical 12" exposure x 10'0" long, 9/16" batten butt

- Packed:
- D4" and 8" - 12 pcs. (100 sq. ft.) per carton
 - D5" Dutchlap - 10 pcs. (100 sq. ft.) per carton
 - 6" - 16 pcs. (100 sq. ft.) per carton
 - Vertical - 10 pcs. (100 sq. ft.) per carton

All accessories shall be color matched to be visually similar in all respects to the color of the steel siding or panel unless otherwise specified. Manufacturer's warranty is not valid unless EDCO Steel-Kore® siding accessories, where applicable to the job, are used.

WARRANTY

Please refer to our Warranty page on our website. Visit www.edcoproducts.com/support/warranty.html.

ARROWLINE SPECIFICATIONS



RATING	RESULTS
FM-4470 Foot Traffic/Hail Resistance	Is resistant to severe hail and foot traffic
UL – 1897 Uplift Resistance	Up to 160 mph rating with 5 clips and screws
UL – 2218 Hail / Impact Resistance	Class 4 rating (Highest possible rating)
TX Department of Insurance	RC-170 (Shake)
Canadian Construction Materials Centre	CCMC 13380-R (Both)
ICC-ES Evaluation Report	ESR-3564
ICBO AC07 Penetration Resistance	200 lbs pressure, minimum deformation
ASTM A90-95 Galvanization	Meets or exceeds G90 standard performance
UL – 790 Fire Resistance	Class A over Densdeck or Versashield Class C over 30# felt paper
Florida Building Code # FL 4077	Hurricane Testing
Coating Performance (Testing performed by AkzoNobel)	
ASTM D – 3361 Accelerated Weathering	Hours: 1000 Chalk: Rating 8 Color: 5ΔE Hunter units maximum
ASTM B – 117 Salt Spray	Hours: 1000 hours Scribe Rating: 7, 1/16" Field: Rating 10, no adhesion loss or blisters
ASTM D – 2247 Humidity	Hours: 1500 hours Rating: 10, no blisters, cracking, or softening
ASTM D – 4145 Formability	0T to 1T
ASTM D – 3363 Pencil Hardness	F to H
ASTM D – 2794 Reverse Impact	80 lbs with no loss of adhesion
ASTM D – 523 Specular Gloss	8 – 12% at 60°
ASTM D-522	No loss of adhesion (Elongation over 1/8" Cylindrical mandrel)
ASTM E – 84 Flame hazard test	Class A / Class 1 coating
ASTM D – 5402 Cure test	100 rubs
Material Specifications	
Gauge: Shake	28 & 30 Gauge Painted Galvanized Steel
Gauge: Slate	28 Gauge Painted Galvanized Steel
Minimum Slope:	4" in 12"
Panel Exposure Area:	12" x 50"
Panel Coverage:	4.17 sq. ft. / panel
Panels Per Box:	12 panels (50 sq. ft. / box)
Weight: Shingle - Shake	37 lbs / box (74 lbs/sq. approx.)
Weight: Slate	47 lbs / box (94 lbs/sq. approx.)
Clip Material:0024" Galvanized Steel
Shingle Material:	Nominal 0.0135" thickness, including G90 galvanization and paint coating. Exterior finish is TRINAR 70% PVDF Fluoropolymer, 1 mil thickness, with anti-corrosive primer. Interior finish is a wash coat.
Slate Material:	Nominal 0.0160" thickness, including G90 galvanization and paint coating. Exterior finish is TRINAR 70% PVDF Fluoropolymer, 1 mil thickness, with anti-corrosive primer. Interior finish is a wash coat.

SOFFIT & FASCIA SPECIFICATIONS



GENERAL CHARACTERISTICS

EDCO Aluma-Kore® Aluminum Quad soffit system is intended for exterior overhang installations on residential or commercial buildings. Available in Enamel, ENTEX® and PVC Finishes.

MATERIAL SPECIFICATIONS

Soffit – Metal Nominal .019" thick aluminum, alloy 3105, hardness/temper H-15.

Fascia – Steel Nominal 28 gauge galvanized steel, Zinc coated by the continuous hot dipped galvanizing method. Conforms to ASTM A653/A653M-05.

Aluminum Tensile Strength (PSI): 26,000 ¹	Aluminum Yield Strength (PSI): 25,000 ¹
Aluminum Ult Sheer Strength (PSI): 15,000	Aluminum Endurance Limit (PSI): 10,000 ¹
Steel Tensile Strength (PSI): 50,000	Steel Yield Strength (PSI): 35,000 ¹

MATERIAL PAINT SPECIFICATIONS

Paint Preparation: Both sides of substrate chemically cleaned with an alkaline "Henkel 8686" cleaner.
Dry in place chrome conversion coating with Henkel "1402W Bonderite"
applied to both sides of substrate.

Enamel Paint System: Prime Coat – AkzoNobel's 60000 Universal corrosion-resistant primer (no primer is used on aluminum.)
Top Coat – Kel Coatings or AkzoNobel polyester enamel.
Back Coat – Kel Coatings waterbase or a polyester composition corrosion-resisting backer.

PVC Paint System: Prime Coat – Valspar Plastisol corrosion resistant primer.
Top Coat – Valspar striated vinyl Plastisol, average film thickness 4.0 mil.
Back Coat – Kel Coatings waterbase or a polyester composition corrosion-resisting backer.

ENTEX Paint System: Prime Coat – AkzoNobel's 60000 Universal corrosion-resistant Primer
Top Coat – AkzoNobel's CERAM-A-STAR® 1050 with Akzo's Cool Chemistry pigments, average film thickness 1.0 mil.
Back Coat – Kel Coatings waterbase or a polyester composition corrosion-resisting backer.

MANUFACTURING SPECIFICATIONS

Soffit Panel: A. Quad Soffit (16" width x 12'0" length)
1) Packed 12 pcs./carton, 192 sq. ft.
2) Net Free Airflow
Center Vent: 6.48 sq. in./Lft. of panel
B. Tri Soffit (12" width x 12'0" length)
1) Packed 16 pcs./carton, 192 sq. ft.
2) Net Free Airflow
Center Vent: 3.2 sq. in./Lft. of panel

Steel Fascia Panel: A. 4", 6", 8" and 10" wide x 10'0" long with stiffening ribs & woodgrain texture.
1) 4", 6", and 8" packed 20 pcs./carton, 200 lineal feet
Polyester Enamel, ENTEX & PVC Finishes
2) 10" packed 12 pcs./carton, 120 lineal feet
Polyester Enamel, ENTEX & PVC Finishes

All materials conform to QQ-A-250/2

All procedures, operations and specifications shall meet or exceed EDCO Quality Control Standard Procedures, including ICBO, BOCA and SBCC.

GUTTER & RAINWARE SPECIFICATIONS



GENERAL CHARACTERISTICS

Aluma-Kore® Aluminum Gutter system is intended for exterior overhang installations on residential or commercial buildings. Available in Enamel and ENTEX® Finishes.

MATERIAL SPECIFICATIONS

Gutter – Metal Nominal .032" thick aluminum (All finishes), alloy 3105, hardness/temper H-15

Aluminum Tensile Strength (PSI): 26,000¹ Aluminum Yield Strength (PSI): 25,000¹
Aluminum Ult Sheer Strength (PSI): 15,000¹ Aluminum Endurance Limit (PSI): 10,000¹

MATERIAL PAINT SPECIFICATIONS

Paint Preparation: Both sides of substrate chemically cleaned with an alkaline "Henkel 8686" cleaner.
Dry in place chrome conversion coating with Henkel "1402W Bonderite"
applied to both sides of substrate.

Enamel Paint System: Prime Coat – AkzoNobel's 60000 Universal corrosion-resistant primer. (No primer is
used on aluminum.)
Top Coat – Kel Coatings or AkzoNobel polyester enamel.
Back Coat – Kel Coatings waterbase or a polyester composition corrosion-resisting backer.

ENTEX Paint System: Prime Coat – AkzoNobel's 60000 Universal corrosion-resistant Primer or Valspar.
Top Coat – AkzoNobel's CERAM-A-STAR® 1050 with Akzo's Cool Chemistry
pigments, average film thickness or Weather XL.
Back Coat – Kel Coatings .07 waterbase or a polyester composition corrosion-
resisting backer.

MANUFACTURING SPECIFICATIONS

Gutter: A) Standard K style, 5" width, custom lengths

All materials conform to QQ-A-250/2.

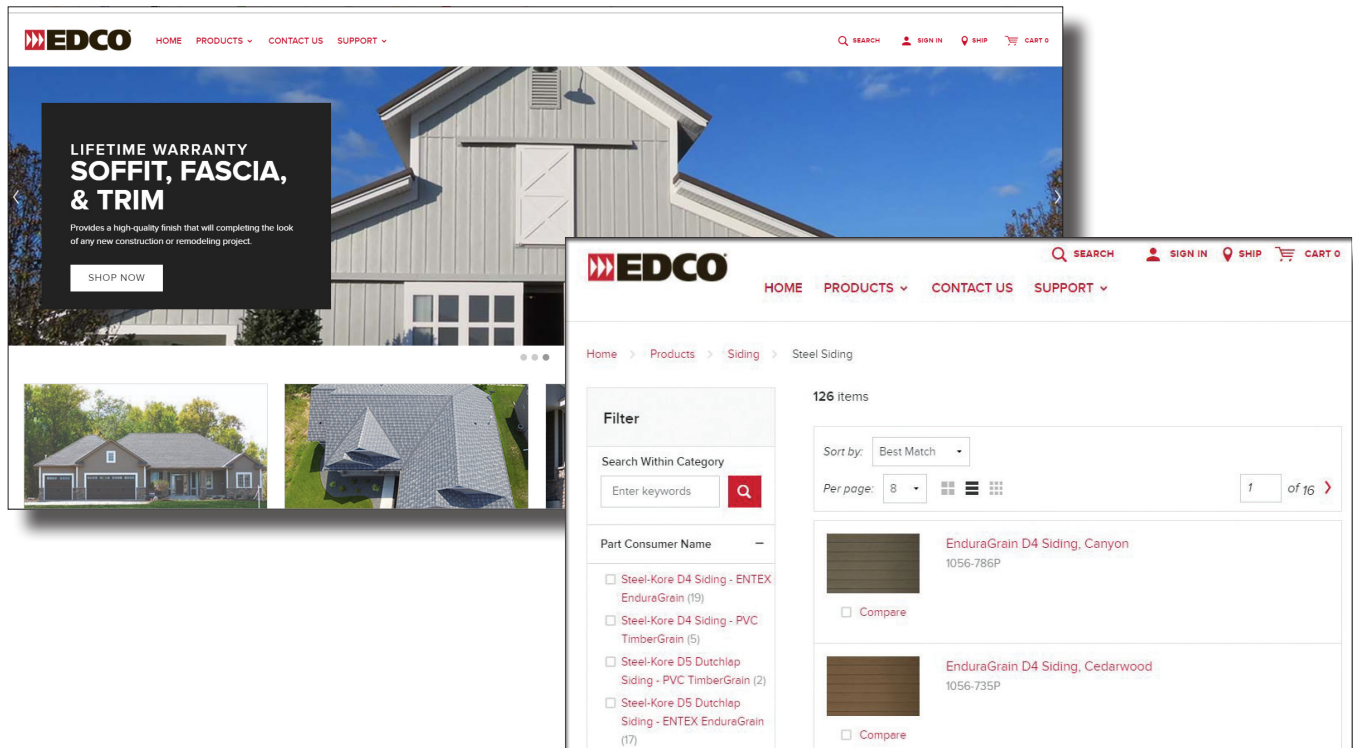
All procedures, operations and specifications shall meet or exceed EDCO® Quality Control Standard Procedures, including ICBO, BOCA and SBCC.

SAVE TIME!

PLACE ALL YOUR ORDERS ON THE EDCO PORTAL.

edcoportal.com

Your online resource for all of your EDCO business needs.



Here are some of the things you can access through the portal:

- Place Orders 24/7/365
- Track Shipments
- View Invoices
- Find Real-time Pricing
- Check Inventory
- So Much More

Don't have an account yet?
Give us a call and we can get you started!

Shop EDCO's high-performance product lines



T-Tone Blend, Slate

ABOUT EDCO With over 75 years of trusted expertise and an unwavering commitment to excellence, EDCO Products combines elevated design and exceptional craftsmanship, delivering premium Siding, Roofing, Soffit, Fascia, Trim, and Rainware products that are as beautiful as they are durable.



800.593.2680 | edcoproducts.com | © EDCO Products Inc.